



Building Spelling Skills

GRADE
4Correlated to
Current Standards

- 30 spelling units
 - targeted skills
 - practice activities
 - dictation sentences
- Spelling strategies and teaching ideas
- More reproducible forms:
 - recordkeeping
 - weekly testing
- Answer key

Building Spelling Skills 12

Word Meaning
Complete the crossword puzzle using spelling words.

Down

1. in baseball, the area farthest from home plate
2. an early meal
3. a celebration
5. an insect
6. fantasy
7. where fingers go on computers

Across

Building Spelling Skills WEEK 12

Spelling List
This Week's Focus:
• Spell compound words

STEP 1 Read and Spell

1. anyone
2. however
3. everything
4. himself
5. birthday
6. herself
7. somewhere

STEP 2 Copy and Spell

STEP 3 Cover and Spell

M

T

W

T

F

Inside front cover



Thank you for purchasing an Evan-Moor e-book!

Attention: In order to use this e-book, you will need to have a PDF (Portable Document Format) reader.

Using This E-book

This e-book can be used in a variety of ways to enrich your classroom instruction.

You can:

- engage students by projecting this e-book onto an interactive whiteboard
- save paper by printing out only the pages you need
- find what you need by performing a keyword search
- ... and much more!

For helpful teaching suggestions and creative ideas on how you can use the features of this e-book to enhance your classroom instruction, visit www.evan-moor.com/ebooks.

User Agreement

With the purchase of Evan-Moor electronic materials, you are granted a single-user license which entitles you to use or duplicate the content of this electronic book for use within your classroom or home only. Sharing materials or making copies for additional individuals or schools is prohibited. Evan-Moor Corporation retains full intellectual property rights on all its products, and these rights extend to electronic editions of books.

If you would like to use this Evan-Moor e-book for additional purposes not outlined in the single-user license (described above), please visit www.evan-moor.com/copyrightinformation for an *Application to Use Copyrighted Materials* form.



Who Is Evan-Moor?

Evan-Moor has been providing high-quality, creative, and engaging PreK–8 materials for teachers and parents since 1979! Every year, we develop and publish new titles with all-new content to meet the needs of students around the world.

Our mission is helping children learn, and we do this by providing teachers and parents with the resources they need to cultivate a love of teaching and learning.

Our materials:

- Include award-winning content.
- Are created by highly experienced educators.
- Are aligned with current standards and best educational practices.
- Are designed to build and reinforce complex skills.
- Contain clear, direct, easy-to-implement lessons that enrich and enhance any curriculum.
- Support the varied learning levels and styles of today's students.
- Are ideal for formative assessments and test preparation.
- **Inspire children to learn!**

Building Spelling Skills

GRADE 4


What's in This Book?

Scope and Sequence	2
Teaching the Weekly Unit	4
Spelling Strategies	6
How to Study Your List	7
Sentences for Dictation	8
Take-Home Spelling Lists	10
Weeks 1–30 Activity Pages	20
Forms	
Spelling Record Sheet (class)	140
My Spelling Record (student)	141
End-of-Week Spelling Test Form	142
Blank Spelling List Form	143
Crossword Puzzle Template	144
Parent Letter for Take-Home Lists	145
Student Spelling Dictionaries	146
<i>You Are a Super Speller!</i> Certificate	148
Master Word List (alphabetical)	149
Answer Key	151

All illustrations and photography, including those from Shutterstock.com, are protected by copyright.

Writing: Doug and
Sharman Wurst
Content Editing: Leslie Sorg
Copy Editing: Cathy Harber
Art Direction: Cheryl Puckett
Cover Design: Cheryl Puckett
Illustration: Jim Palmer
Design/Production: Jia-Fang Eubanks
Yuki Meyer

EMC 2708



Evan-Moor®

Visit
teaching-standards.com
to view a correlation
of this book.
This is a free service.

**Correlated to
Current Standards**

**Congratulations on your purchase of some of the
finest teaching materials in the world.**

*Photocopying the pages in this book
is permitted for single-classroom use only.
Making photocopies for additional classes
or schools is prohibited.*

For information about other Evan-Moor products, call 1-800-777-4362,
fax 1-800-777-4332, or visit our website, www.evan-moor.com.

Entire contents © 2007 Evan-Moor Corporation
Original edition © 2002 Evan-Moor Corporation
18 Lower Ragsdale Drive, Monterey, CA 93940-5746. Printed in USA.

Scope and Sequence

Week	Focus
1	Spell words with consonant blends; Spell two-syllable words 20
2	Spell words with consonant digraphs spelled th , ch , tch , and wh ; Spell words with the /əɹ/ sound spelled er and ir ; Spell words that begin with spr and thr 24
3	Spell words with the short a sound; Spell words with the long a sound spelled a , ai , ay , eigh , and ei 28
4	Spell words with the short e sound; Spell words with the long e sound spelled ea , ee , ei , ie , e , and eo 32
5	Spell words with the short i sound; Spell words with the long i sound spelled i , y , igh , and uy 36
6	Spell words with the short o sound; Spell words with the long o sound spelled o , ow , oa , ou , and oe 40
7	Spell words with the short u sound; Spell words with the long u sound spelled ue , u , and eau 44
8	Spell words with double consonants; Divide words with double consonants into syllables 48
9	Spell time and calendar words; Identify word origins. 52
10	Spell words with the schwa sound; Spell words with the short u sound spelled o 56
11	Spell contractions 60
12	Spell compound words 64
13	Spell words with the endings -ing and -ed 68

Week	Focus
14	Spell words with the endings -er and -est 72
15	Spell words with the /ur/ sound spelled er, ir, ur, ear, or, and ar 76
16	Spell singular and plural forms of words 80
17	Spell words with the /aw/ sound spelled al, ough, o, au, and aw 84
18	Spell words with the variant sounds of c and g 88
19	Spell words with the /oo/ sound spelled ew, o, oe, oo, ou, ough, u, ue, and ui . . . 92
20	Spell words with the /oi/ sound spelled oi and oy ; Spell words with the /ow/ sound spelled ow and ou 96
21	Spell words with the /f/ sound spelled f, ff, ph, and gh 100
22	Spell words with ight, ought, aught, and au 104
23	Spell words with silent letters 108
24	Add the suffixes -ion, -tion, -sion, and -cian to base words and word roots 112
25	Spell two- and three-syllable words; Identify open syllables 116
26	Spell homophones 120
27	Spell words with easily confused spellings 124
28	Spell words with the suffixes -less, -ful, and -ness ; Spell words with the ending -ly 128
29	Spell words with the prefixes dis-, un-, re-, and mis- 132
30	Spell multisyllabic words 136

Teaching the Weekly Unit

Monday

Allot ample class time each Monday for introducing the spelling list and having students complete the first page of the unit.

Introducing the Week's Words

Give each student the spelling list for the week. Here are ways to introduce the words:

- Call attention to important consistencies noted in "This Week's Focus," such as a phonetic or structural element. For example, say: *As we read this week's spelling list, notice that all the words have the same vowel sound.*
- Read each word aloud and have students repeat it.
- Provide a model sentence using the word. Have several students give their own sentences.
- If desired, add "bonus words" based on the needs of your class. These may be high-utility words or words that the class is encountering in curricular studies.

Writing the Words

After introducing the words, have students study and write the words on the first page of the unit, following these steps:

Step 1: Read and Spell

Have students read the word and spell it aloud.

Step 2: Copy and Spell

Tell students to copy the word onto the first blank line and spell it again, touching each letter as it is spoken.

Step 3: Cover and Spell

Have students fold the paper along the fold line to cover the spelling words so that only the last column shows. Then have students write the word from memory.

Step 4: Uncover and Check

Tell students to open the paper and check the spelling. Students should touch each letter of the word as they spell it aloud.

Home Connection

Send home a copy of the Parent Letter (page 145) and the Take-Home Spelling List for the week (pages 10–19).

Monday's
Page

Strengthening Students' Spelling Skills

Spelling
Strategies
Page 6

How to Study
Your List
Page 7

At the beginning of the year, reproduce pages 6 and 7 for each student or on an overhead transparency. Review the general steps and strategies, encouraging students to apply them throughout the year.

Tuesday

Word Meaning and Dictation

Have students complete the Word Meaning activity on the second page of the unit. Then use the dictation sentences on pages 8 and 9 to guide students through “My Spelling Dictation.” Follow these steps:

1. Ask students to listen to the complete sentence as you read it.
2. Say the sentence in phrases, repeating each phrase one time clearly. Have students repeat the phrase.
3. Wait as students write the phrase.
4. When the whole sentence has been written, read it again, having students touch each word as you say it.

Tuesday's Page

Word Meaning Fill in the blanks.

Building Spelling Skills **WEEK 1**

bridge	growly	hungry	eclipse	between
trouble	attract	laundry	twilight	snowflake
freedom	slimy	glance	burger	switch

1. The _____ lost his _____ when he was sent to jail.
2. Did you see the _____ of the sun?
3. The _____ was pretty to look at before it melted.
4. The boy was so _____ that he ate _____ meals.
5. White flowers _____ mothers after _____.
6. She took one _____ of the _____ worm and screamed.
7. I had so many dirty clothes that I had _____ finishing my _____ in time for the party.

My Spelling Dictation
Write the sentences. Circle the spelling words.

1. _____
2. _____
3. _____
4. _____
5. _____
6. _____
7. _____

Building Spelling Skills, Daily Practice • EMC 2708

Wednesday

Word Study Activities

Have students complete the activities on the third page of the unit. Depending on students' abilities, these activities may be completed as a group or independently.

Wednesday's Page

Word Study Fill in the missing letters to make spelling words.

Building Spelling Skills **WEEK 1**

br	gr	tr	hw	fr	gl
----	----	----	----	----	----

1. bur_ _ _ or
2. _ _ _ nce
3. _ _ _ able
4. _ _ _ ally
5. hun_ _ _ y
6. _ _ _ light
7. _ _ _ sedom
8. _ _ _ dge
9. at_ _ _ act
10. be_ _ _ een
11. _ _ _ owflake
12. _ _ _ lch

Circle the words with the sound of e as in we. Underline the words that have a short e as in me.

glance	freedom	snowflake	between
trouble	secret	eclipse	bridge

Match syllables to make spelling words. Write the complete words on the lines.

1. hun_ _ _	cet	1. _ _ _ hungry
2. se	gry	2. _ _ _
3. loun	ble	3. _ _ _
4. trou	light	4. _ _ _
5. hai	dry	5. _ _ _
6. be	dom	6. _ _ _
7. snow	flake	7. _ _ _
8. free	tween	8. _ _ _

Building Spelling Skills, Daily Practice • EMC 2708

Thursday

Edit for Spelling Activities

Have students complete the activities on the fourth page. Depending on students' abilities, these activities may be completed as a group or independently.

Thursday's Page

Edit for Spelling Circle the word in each row that is spelled correctly.

Building Spelling Skills **WEEK 1**

1. freedom	freedom	freedom	ferdom
2. between	between	boetween	betwin
3. twilight	tylight	twilight	twille
4. attract	attract	attrache	atrat
5. trouble	truble	troual	trouel
6. applid	applaude	applowd	applaud
7. bredge	bridg	bridge	brige
8. secret	secret	secreat	secri

Circle the misspelled words in the sentences. Write them correctly on the lines.

1. One glanc at the food and I was hury. _____
2. Would you like to switch to a new lawndry soap? _____
3. Please describe the slimex bug. _____
4. Gravely pulled the snoflak to the ground. _____

Now reproduce this form for the end of the week test.

Spelling Test Listen to the words. Write each word on a line.

1. _____	11. _____
2. _____	12. _____
3. _____	13. _____
4. _____	14. _____
5. _____	15. _____
6. _____	16. _____
7. _____	17. _____
8. _____	18. _____
9. _____	19. _____
10. _____	20. _____

Listen to the sentences. Write them on the lines.

1. _____
2. _____
3. _____
4. _____

Building Spelling Skills, Daily Practice • EMC 2708

Friday

Weekly Test

Friday provides students the chance to take the final test and to retake the dictation they did on Tuesday. A reproducible test form is provided on page 142. After the test, students can record their score on the “My Spelling Record” form (page 141).

Friday's Page



Say a word correctly.

- Don't leave out or mispronounce sounds.
- Write the sounds in the correct order.

Think about what the word looks like.

- Think about how the spelling pattern looks.
- Write it, look at it, and decide if it looks correct.

Look for small words in spelling words.

- spin—**pin**, **in**
- cupcake—**cup**, **cake**

Look at syllables in spelling words.

- Spell the word one syllable at a time.
remember—**re** • **mem** • **ber**

Use rhyming words to help spell a word.

- If you can spell **book**, you can spell **look**.


Use rules for adding endings.

- Drop silent **e** before adding a suffix.
- Double the final consonant before adding a suffix.
- Change the final **y** to **i** and add **es**.


These strategies
help me become
a better speller!



1 Read and Spell



2 Copy and Spell



3 Cover and Spell



4 Uncover and Check



Sentences for Dictation

There are two dictation sentences for each spelling list. Space for sentence dictation is provided on Tuesday of each week and on Friday's test form (page 142).

- Ask students to listen to the complete sentence as you read it.
- Have students repeat the sentence.
- Read the sentence in phrases, repeating each phrase one time clearly.
- Have students repeat the phrase.
- Allow time for students to write the phrase.
- Read the sentence again, having students touch each word as you say it.

Week Dictation Sentences

- 1 Was there **trouble between** the two **laundry** workers?
We stood on the **bridge** to **glance** at the **eclipse**.
- 2 The **thirsty athlete** drank **spring** water to wet his **whistle**.
Is that **sandwich worth** what you paid?
- 3 My **neighbor** was carrying **freight** when his **ankle began** to twist.
Please **explain** why the **main display** will end in **April**.
- 4 The girl was **eager** to **receive** her lost **sneakers**.
I **believe** it is not **easy** for **people** to **squeeze** juice from oranges.
- 5 **Which bicycle** is the **right** one to **buy**?
Did he **decide** to **write** a story about **lightning** hitting a **skyscraper**?
- 6 I had no **control** when I saw the **doughnuts** in the **bowl**.
Was it **wrong** to **copy** the **problem shown** in the book?
- 7 My **uncle** wears a **used uniform** when he works as an **umpire**.
Is it **usual** to **blush** when someone says you are **beautiful**?
- 8 All the **dollars** in his **wallet** won't buy a **million scissors**.
Follow this map to find the **address** of the **office**.
- 9 The **calendar** says that school starts the first **Wednesday** in **September**.
Is **autumn** the **season** of the **year** you like best?
- 10 I asked my **brother** to **purchase** a **banana** for me.
My **cousin** uses a **compass** to sail **across** the **ocean**.
- 11 **I'm** sure **you'll** be the one **who's** next.
They **could've** asked for me, but **you're** the one **they'd** like.
- 12 Did he go **downstairs** to have **breakfast** with his **grandparents**?
Anyone would be surprised to find a **scarecrow** in the **outfield**.
- 13 I was **hoping** we would be **studying living** things.
It **appeared** that he was **changing** the **wrapping** on the gift.

Week Dictation Sentences

- 14 Was the **busiest** dog **happier** than the **laziest** dog?
The **biggest** and **heaviest** rock also has the **roughest** feel.
- 15 The **barber** cut the **sailor's curly** hair **early** in the morning.
I **wonder** if the **service** is **worse** at the **bakery** or at the flower shop.
- 16 Will you eat one **potato** or two **potatoes**?
Their **journeys** took the **family** through a **ditch** full of **leaves**.
- 17 Use **caution because** the **faucet** is leaking water.
The **lawyer** would **cough** when a **false** statement was given.
- 18 A loud **concert** is **dangerous** and may **damage** your hearing.
Did you see the **cardinal circle** the **ledge**?
- 19 Is there any **news** about **who ruined** the **schoolroom**?
Whose duty is it to tell the **truth** to Julie?
- 20 Please **avoid** getting **moisture** in the **thousand** sacks of **flour**.
Do you **enjoy** making a large **amount** of **noise** to **annoy** me?
- 21 My **nephew** told me the **alphabet** over the **telephone**.
Did you write a **paragraph** about the **giraffe** that won a **trophy**?
- 22 My **daughter ought** to use a **brighter flashlight**.
The **naughty** child was at **fault** for the **nightly** mess in the kitchen.
- 23 The **calf walked** to the door and **gnawed** on the **wreath**.
Did the **climber fasten** the rope to his **wrist**?
- 24 I'm on a **mission** to **educate** students about the problems of **pollution**.
Does the **musician's expression express** her feeling about the **music**?
- 25 The **pilot** saw the **gigantic volcano** erupt.
Is this **climate really** to your liking?
- 26 I **heard** a **herd** of cattle heading **straight** for the **strait**.
Their ceiling needed **sealing** over **there**.
- 27 The **angel** was **quite quiet**.
Did a **loose** pitch cause the **pitcher** to **lose** the game?
- 28 The **tireless** volunteer was **hopeful** that she could help the **homeless** family.
Did the **friendly** teacher show **goodness** and **kindness** toward the **fearful** student?
- 29 I always **disappoint** myself when I am **unkind** or **dishonest**.
I'm **uncomfortable** when we **disagree** about how to **rewrite** the report.
- 30 The **experiment** needed a very low **temperature** for the **oxygen** to freeze.
There was a lively **discussion** about everyone's **favorite computer**.

Building Spelling Skills

NAME _____

WEEK
1

bridge
gravity
hungry
eclipse
secret
applaud
laundry
trouble
attract
twilight
between
describe
snowflake
freedom
slimy
glance
burglar
switch

bonus word_____
bonus word

© Evan-Moor Corp. • EMC 2708

Building Spelling Skills

NAME _____

WEEK
2

attach
where
sandwich
change
watch
singer
slippery
spring
gather
these
thread
athlete
worth
thirsty
whisper
whistle
awhile
nowhere

bonus word_____
bonus word

© Evan-Moor Corp. • EMC 2708

Building Spelling Skills

NAME _____

WEEK
3

fact
began
clasp
rapid
able
later
space
stranger
grade
display
main
explain
freight
neighbor
weigh
vein
April
ankle

bonus word_____
bonus word

© Evan-Moor Corp. • EMC 2708

Building Spelling Skills

NAME _____

WEEK
4

then
else
edge
when
tenth
empty
sketch
spelling
easy
eager
sneakers
mean
fifteen
receive
piece
believe
people
squeeze

bonus word_____
bonus word

© Evan-Moor Corp. • EMC 2708

Building Spelling Skills

NAME _____

WEEK
5

since
which
inch
string
picnic
shrimp
title
mind
wild
decide
why
skyscraper
buy
right
lightning
write
cypress
bicycle

bonus word_____
bonus word

© Evan-Moor Corp. • EMC 2708

Building Spelling Skills

NAME _____

WEEK
6

strong
wrong
copy
cloth
problem
bottom
whole
explode
control
shown
bowl
October
smoky
coach
throat
toast
doughnut
foe

bonus word_____
bonus word

© Evan-Moor Corp. • EMC 2708

Building Spelling Skills

NAME _____

WEEK
7

blush
crutch
crunch
grumpy
much
umpire
uncle
none
does
fuel
cute
cubicle
human
future
usual
uniform
used
beautiful

bonus word_____
bonus word

© Evan-Moor Corp. • EMC 2708

Building Spelling Skills

NAME _____

WEEK
8

follow
matter
summer
million
dollar
scissors
cattle
address
office
supertime
blizzard
penny
wrapper
wallet
occurrence
village
collide
battle

bonus word_____
bonus word

© Evan-Moor Corp. • EMC 2708

Building Spelling Skills

NAME _____

WEEK
9

Tuesday
Wednesday
Thursday
Saturday
January
February
July
August
September
November
month
year
holiday
autumn
season
calendar
second
minute

bonus word_____
bonus word

© Evan-Moor Corp. • EMC 2708

Building Spelling Skills

NAME _____

WEEK
10

across

alone

among

brother

again

front

banana

appear

compass

pedal

given

heaven

mountain

ocean

cousin

purchase

often

color

bonus word_____
bonus word

© Evan-Moor Corp. • EMC 2708

Building Spelling Skills

NAME _____

WEEK
11

didn't

that's

they're

you're

couldn't

haven't

o'clock

we're

isn't

I'm

it's

who's

they'd

could've

they've

you'll

don't

aren't

bonus word_____
bonus word

© Evan-Moor Corp. • EMC 2708

Building Spelling Skills

NAME _____

WEEK
12

anyone

however

everything

himself

birthday

herself

somewhere

afternoon

chalkboard

daydream

downstairs

grandparents

breakfast

outfield

scarecrow

nobody

dragonfly

keyboard

bonus word_____
bonus word

© Evan-Moor Corp. • EMC 2708

Building Spelling Skills

NAME _____

WEEK
13

lived
living
rattled
rattling
studied
studying
traveled
traveling
changed
changing
appeared
appearing
raced
racing
hoped
hoping
wrapped
wrapping

bonus word_____
bonus word

© Evan-Moor Corp. • EMC 2708

Building Spelling Skills

NAME _____

WEEK
14

cleaner
cleanest
bigger
biggest
earlier
earliest
quicker
quickest
busier
busiest
rougher
roughest
heavier
heaviest
happier
happiest
lazier
laziest

bonus word_____
bonus word

© Evan-Moor Corp. • EMC 2708

Building Spelling Skills

NAME _____

WEEK
15

early
earth
search
service
wonder
surface
curly
shirt
thirty
doctor
sailor
shower
bakery
another
barber
collar
worse
world

bonus word_____
bonus word

© Evan-Moor Corp. • EMC 2708

Building Spelling Skills

NAME _____

WEEK
16

leaf
leaves
wolf
wolves
potato
potatoes
roof
roofs
family
families
library
libraries
journey
journeys
hero
heroes
ditch
ditches

bonus word_____
bonus word

© Evan-Moor Corp. • EMC 2708

Building Spelling Skills

NAME _____

WEEK
17

also
bought
cough
almost
false
officer
soft
stalk
halt
faucet
saucer
caution
lawyer
awesome
stall
crawl
awful
because

bonus word_____
bonus word

© Evan-Moor Corp. • EMC 2708

Building Spelling Skills

NAME _____

WEEK
18

cinder
circle
cardinal
cereal
cycle
concert
dancer
celebrate
twice
dangerous
strange
ledge
damage
geography
gentle
signal
regular
sugar

bonus word_____
bonus word

© Evan-Moor Corp. • EMC 2708

Building Spelling Skills

NAME _____

WEEK
19

shoes

clues

wound

junior

truth

duty

news

through

few

who

schoolroom

whose

conclusion

June

shampoo

cruel

choose

ruin

bonus word_____
bonus word

© Evan-Moor Corp. • EMC 2708

Building Spelling Skills

NAME _____

WEEK
20

voice

oyster

voyage

annoy

choice

avoid

appoint

enjoy

moisture

noise

drown

amount

fountain

crowded

southwest

thousand

flour

pronounce

bonus word_____
bonus word

© Evan-Moor Corp. • EMC 2708

Building Spelling Skills

NAME _____

WEEK
21

enough

tougher

fifty

pharmacy

alphabet

nephew

trophy

paragraph

telephone

photograph

giraffe

forest

figure

refrigerator

draft

phrase

traffic

chief

bonus word_____
bonus word

© Evan-Moor Corp. • EMC 2708

Building Spelling Skills

NAME _____

WEEK
22

frighten
flight
brighter
flashlight
mighty
delight
tighten
nightly
sight
brought
ought
thought
fought
caught
daughter
taught
naughty
fault

bonus word_____
bonus word

© Evan-Moor Corp. • EMC 2708

Building Spelling Skills

NAME _____

WEEK
23

calf
walked
ghost
gnawed
climber
wreath
listen
island
scent
wrench
judge
fasten
wrist
doubt
knock
answer
knelt
sign

bonus word_____
bonus word

© Evan-Moor Corp. • EMC 2708

Building Spelling Skills

NAME _____

WEEK
24

action
fiction
mission
divide
division
attend
attention
pollute
pollution
express
expression
educate
education
music
musician
magic
magician
physician

bonus word_____
bonus word

© Evan-Moor Corp. • EMC 2708

Building Spelling Skills

NAME _____

WEEK
25

lazy
volcano
flavor
piano
recent
really
item
pilot
triangle
climate
gigantic
program
obey
puny
prepare
vacant
pulley
menu

bonus word_____
bonus word

© Evan-Moor Corp. • EMC 2708

Building Spelling Skills

NAME _____

WEEK
26

herd
heard
clothes
close
hour
our
two
too
their
there
ceiling
sealing
shoot
chute
strait
straight
medal
meddle

bonus word_____
bonus word

© Evan-Moor Corp. • EMC 2708

Building Spelling Skills

NAME _____

WEEK
27

quiet
quite
angel
angle
already
all ready
desert
dessert
weather
whether
pitcher
picture
loose
lose
aisle
isle
dairy
diary

bonus word_____
bonus word

© Evan-Moor Corp. • EMC 2708

Building Spelling Skills

NAME _____

WEEK
28

hopeless
careless
homeless
tireless
hopeful
fearful
cheerful
careful
graceful
happily
friendly
angrily
swiftly
suddenly
darkness
goodness
sadness
kindness

bonus word_____
bonus word

© Evan-Moor Corp. • EMC 2708

Building Spelling Skills

NAME _____

WEEK
29

disappear
disappoint
disagree
dishonest
unable
uncertain
unbeaten
uncomfortable
unkind
unknown
rewrite
review
rebuild
recall
misbehave
misuse
misunderstand
misspell

bonus word_____
bonus word

© Evan-Moor Corp. • EMC 2708

Building Spelling Skills

NAME _____

WEEK
30

multiply
imagination
favorite
computer
citizenship
invisible
undercover
enjoyment
discussion
America
unusual
example
melody
temperature
understanding
experiment
explanation
oxygen

bonus word_____
bonus word

© Evan-Moor Corp. • EMC 2708

WEEK
1

This Week's Focus:

- ## STEP 1 Read and Spell

- ## STEP 2 Copy and Spell

- ### STEP 3 Cover and Spell

Word Meaning

Building Spelling Skills

WEEK

1

Fill in the blanks.

bridge	gravity	hungry	eclipse	between
trouble	attract	laundry	twilight	snowflake
freedom	slimy	glance	burglar	switch

1. The _____ lost his _____ when he was sent to jail.
2. Did you see the _____ of the sun?
3. The _____ was pretty to look at before it melted.
4. The boy was so _____ that he ate _____ meals.
5. White flowers _____ moths after _____.
6. She took one _____ at the _____ worm and screamed.
7. I had so many dirty clothes that I had _____ finishing my _____ in time for the party.

My Spelling Dictation

Write the sentences. Circle the spelling words.

1. _____

2. _____

Word Study

Building Spelling Skills

WEEK

1

Fill in the missing letters to make spelling words.

br gr tr tw fr gl sw sn

1. bur gl ar

5. hun _____ y

9. at _____ act

2. _____ ance

6. _____ ight

10. be _____ een

3. _____ ouble

7. _____ eedom

11. _____ owflake

4. _____ avity

8. _____ idge

12. _____ itch

Circle the words with the sound of e as in **we**.

Underline the words that have a silent e as in **make**.

glance

freedom

snowflake

between

trouble

secret

eclipse

bridge

Match syllables to make spelling words.

Write the complete words on the lines.

1. hun _____ cret

2. se _____ gry

3. laun _____ ble

4. trou _____ light

5. twi _____ dry

6. be _____ dom

7. snow _____ flake

8. free _____ tween

1. hungry

2. _____

3. _____

4. _____

5. _____

6. _____

7. _____

8. _____

Circle the word in each row that is spelled correctly.

- | | | | |
|------------|----------|----------|---------|
| 1. freedom | fredom | freedom | ferdom |
| 2. betwen | between | beetwen | betwin |
| 3. twiliht | tylight | twilight | twilite |
| 4. atract | attract | attracte | attrat |
| 5. trouble | truble | troubl | troubel |
| 6. applad | applause | applawd | applaud |
| 7. bredge | bridg | bridge | brige |
| 8. secrat | secret | seecret | secrit |

Circle the misspelled words in the sentences.
Write them correctly on the lines.

1. One glanc at the food and I was hugry.

2. Would you like to swich to a new lawndry soap?

3. Please dascribe the slimee bug.

4. Gravety pulled the snoflak to the ground.

5. The burgler was caught during an eclips of the sun.

Building Spelling Skills

WEEK
2

Spelling List

This Week's Focus:

- Spell words with consonant digraphs spelled **th**, **ch**, **tch**, and **wh**
- Spell words with the /**ər**/ sound spelled **er** and **ir**
- Spell words that begin with **spr** and **thr**

STEP 1 Read and Spell

- attach
- where
- sandwich
- change
- watch
- singer
- slippery
- spring
- gather
- these
- thread
- athlete
- worth
- thirsty
- whisper
- whistle
- awhile
- nowhere
- _____ bonus word
- _____ bonus word

fold

STEP 2 Copy and Spell

STEP 3 Cover and Spell

Word Meaning

Building Spelling Skills

WEEK
2

Fill in the blanks.

1. Do you know _____ he put the bottle of _____ water?
(where, nowhere) (spring, these)
2. The _____ wanted to rest _____.
(worth, athlete) (awhile, nowhere)
3. Blow your _____ and have the students _____ by the flagpole.
(whisper, whistle) (attach, gather)
4. Would you please _____ children?
(watch, where) (nowhere, these)
5. I don't like peanut butter. May I _____ my _____?
(attach, change) (thread, sandwich)
6. The _____ performs the song in a _____.
(worth, singer) (whisper, nowhere)
7. He was _____, but there was _____ in the desert to get a drink.
(attach, thirsty) (nowhere, where)
8. The slide isn't _____ much if it isn't _____.
(worth, attach) (slippery, thread)

My Spelling Dictation

Write the sentences. Circle the spelling words.

1. _____

2. _____

Answer the questions using spelling words.

1. Which words contain the digraph **th**?

Circle every **th** that has the sound you hear in **thin** or **the**.

these _____

2. Which words contain the digraph **ch**?

Circle every **ch** that has the sound you hear in **chin**.

3. Which word contains the digraph **tch**?

Circle the **tch** that has the sound you hear in **catch**.

4. Which words contain the digraph **wh**?

Fill in the missing digraphs to make spelling words.

th

ch

tch

wh

1. no_____ere

6. a_____ile

11. _____read

2. _____irsty

7. wor_____

12. _____isper

3. wa_____

8. ga_____er

13. sandwi_____

4. _____ere

9. _____ange

14. a_____lete

5. atta_____

10. _____ese

15. _____istle

Edit for Spelling

Building Spelling Skills

WEEK
2

Underline the words that are spelled correctly.

sandwitch

singor

slippery

worth

awile

thes

spring

wisper

nowhere

wach

whistle

thursty

Circle the misspelled words in the sentences.
Write them correctly on the lines.

1. Atach a note to the sack containing the sandwech.

2. The athle was thirsdy.

3. Everyone wached the singr.

4. Please whispor awile before the play begins.

5. No where are seashells wurth more than here.

6. I like to whistel when winter changs to spring.

Building Spelling Skills

WEEK 3

Spelling List

This Week's Focus:

- Spell words with the short **a** sound
- Spell words with the long **a** sound spelled **a**, **ai**, **ay**, **eigh**, and **ei**

STEP 1 Read and Spell

- fact
- began
- clasp
- rapid
- able
- later
- space
- stranger
- grade
- display
- main
- explain
- freight
- neighbor
- weigh
- vein
- April
- ankle
- _____ bonus word
- _____ bonus word

fold

STEP 2 Copy and Spell

STEP 3 Cover and Spell

Word Meaning

Building Spelling Skills

WEEK
3

Fill in the blanks.

able

space

stranger

grade

display

explain

neighbor

weigh

April

ankle

1. I'm in the fourth _____ at school.
2. My next-door _____ moved in during the month of _____.
3. My mom says to never talk to a _____.
4. Let me _____ why I want to borrow a dollar.
5. I hurt my _____, but I'm _____ to walk on it.
6. I _____ 60 pounds.
7. I will put my dog on _____ at the next dog show.
8. My dentist said I didn't have enough _____ between my teeth.

My Spelling Dictation

Write the sentences. Circle the spelling words.

1. _____

2. _____

Word Study

Building Spelling Skills

WEEK
3

List the spelling words with the sound of long **a**.

Then circle the letters that make the long **a** sound. Circle the letters **a**, **ai**, **ay**, **ei**, or **eigh**.

1. explain
2. _____
3. _____
4. _____
5. _____
6. _____
7. _____

8. _____
9. _____
10. _____
11. _____
12. _____
13. _____

List the spelling words with the sound of short **a**. Then circle the letters that make the short **a** sound.

1. _____
2. _____
3. _____

4. _____
5. _____

Match syllables to make words. Write the complete word on the line.

- | | |
|----------|-------|
| 1. neigh | play |
| 2. dis | bor |
| 3. be | ger |
| 4. ex | id |
| 5. stran | gan |
| 6. rap | plain |

1. _____
2. _____
3. _____
4. _____
5. _____
6. _____

Circle the 15 misspelled words in the story below.
Write them correctly on the lines.

April's Space Report

April wrote a report and made a dicplay about spac. Her report began with many facs. She explained how much a person would weighe on the moon, the rapide speed of light, and even strangor things. Her display had one mane feature, a picture of the freight the space shuttle carries.

All of Apirl's hard work was rewarded. Her project was given an A grad. Latter that afternoon, April showed her project to her naighbor. Her nayhbor gave April a big hug.

_____	_____
_____	_____
_____	_____
_____	_____
_____	_____
_____	_____
_____	_____
_____	_____

Building Spelling Skills

WEEK
4

Spelling List

This Week's Focus:

- Spell words with the short e sound
- Spell words with the long e sound spelled **ea**, **ee**, **ei**, **ie**, **e**, and **eo**

STEP 1 Read and Spell

- then
- else
- edge
- when
- tenth
- empty
- sketch
- spelling
- easy
- eager
- sneakers
- mean
- fifteen
- receive
- piece
- believe
- people
- squeeze
- _____ bonus word
- _____ bonus word

fold

STEP 2 Copy and Spell

STEP 3 Cover and Spell

Word Meaning

Building Spelling Skills

WEEK

4

Fill in the blanks with spelling words.

else

when

tenth

empty

sketch

easy

eager

sneakers

mean

fifteen

receive

piece

believe

spelling

people

squeeze

1. Fred tried to _____ all the juice out of the _____ of fruit.
2. What _____ could the _____ do but laugh?
3. There were _____ runners in the race. Frederica came in _____.
4. How many _____ words do you _____ you can spell correctly?
5. Does the _____ bag _____ that someone took our lunch?
6. Fred was always _____ to _____ pictures in art class.
7. The athlete found running _____ when she wore _____.
8. _____ will you _____ the letter?

My Spelling Dictation

Write the sentences. Circle the spelling words.

1. _____

2. _____

Underline the words with the long e sound.

Circle the letters that make the long e sound. Circle the letters e, ee, ie, ea, ei, eo, or y.

- | | | | |
|-------------------|-------------|-------------|--------------|
| 1. <u>squeeze</u> | 6. sneakers | 11. mean | 16. spelling |
| 2. else | 7. sketch | 12. fifteen | 17. people |
| 3. believe | 8. easy | 13. receive | 18. then |
| 4. when | 9. eager | 14. piece | |
| 5. tenth | 10. empty | 15. edge | |

Underline the words with the same vowel sound you hear in **bed**.

Circle the letter that makes that sound.

- | | | | |
|----------------|-------------|--------------|------------|
| 1. <u>when</u> | 6. edge | 11. else | 16. easy |
| 2. mean | 7. sketch | 12. fifteen | 17. people |
| 3. believe | 8. spelling | 13. eager | 18. then |
| 4. piece | 9. receive | 14. squeeze | |
| 5. empty | 10. tenth | 15. sneakers | |

Write the correct spelling for the long e sound in these words. Write **ie** or **ei**.

bel_____ve

rec_____ve

p_____ce

Write the spelling words that mean about the same as these words.

- | | | | |
|-----------------|-------|----------------|-------|
| 1. grip | _____ | 6. unkind | _____ |
| 2. enthusiastic | _____ | 7. trust | _____ |
| 3. part | _____ | 8. drawing | _____ |
| 4. void | _____ | 9. border | _____ |
| 5. get | _____ | 10. effortless | _____ |

Circle the word in each row that is spelled correctly.

- | | | | |
|--------------|---------|---------|-----------|
| 1. beleive | believ | believe | beleev |
| 2. peice | piece | piec | pece |
| 3. receive | recieve | reciev | resieve |
| 4. eles | else | alse | ellse |
| 5. easy | easee | esy | eazy |
| 6. scetch | skech | skecth | sketch |
| 7. impty | emty | empty | empte |
| 8. meen | mean | mene | meane |
| 9. squeeze | squeez | squeeze | skweez |
| 10. spelling | speling | spellin | speleling |
| 11. people | people | peple | peopel |
| 12. eager | eger | eagar | aeger |

Circle the misspelled words in the sentences. Write them correctly on the lines.

1. I was the tanth in a line of fifeteen peple.

2. My sneekers got wet. Than my socks got wet.

3. Whin did you want to play at my house?

4. Do you know what els will happen if you stand too close to the edg?

Building Spelling Skills

WEEK
5

Spelling List

This Week's Focus:

- Spell words with the short i sound
- Spell words with the long i sound spelled i, y, igh, and uy

STEP

1

Read and Spell

STEP

2

Copy and Spell

STEP

3

Cover and Spell

- since
- which
- inch
- string
- picnic
- shrimp
- title
- mind
- wild
- decide
- why
- skyscraper
- buy
- right
- lightning
- write
- cypress
- bicycle
- _____ bonus word
- _____ bonus word

fold

Word Meaning

Building Spelling Skills

WEEK
5


Complete the crossword puzzle using spelling words.

Down

1. to purchase
2. the name of a book
3. _____ one?
5. a thin rope; cord
6. an outdoor meal
9. not tame

Across

3. a question word
4. a measurement
5. a building
7. to make up your mind
8. from then until now
9. to put words on paper
10. correct



My Spelling Dictation

Write the sentences. Circle the spelling words.

1. _____

2. _____

Word Study

Building Spelling Skills

WEEK
5

Write the spelling words in the correct column.

mind

bicycle

shrimp

title

decide

inch

which

since

wild

cypress

why

skyscraper

buy

string

picnic

lightning

write

right

i as in **fix**

i as in **pie**

Match syllables to make words. Write the complete words on the lines.

1. ti

cide

1. _____

2. pic

ning

2. _____

3. de

tle

3. _____

4. light

nic

4. _____

5. cy

press

5. _____

Circle the word in each row that is spelled correctly.

- | | | | |
|-----------|--------|--------|-------|
| 1. sens | cince | since | senc |
| 2. writ | write | rite | rwrit |
| 3. string | streng | strin | streg |
| 4. titl | titel | tittle | title |

Circle the 11 misspelled words below.
Write them correctly on the lines.

One Bad Picnic

The picnc was wilde. Wy, you ask? First, my bicyle had a flat on the way there. Second, there was liting and an inc of rain on the ground. Third, I couldn't dicide whitch to eat, shrempe or fish. Fourth, a skiscraper blocked the sun. Finally, a cipress tree fell on our table.

_____	_____
_____	_____
_____	_____
_____	_____
_____	_____
_____	_____

Building Spelling Skills

WEEK
6

Spelling List

This Week's Focus:

- Spell words with the short o sound
- Spell words with the long o sound spelled o, ow, oa, ou, and oe

STEP 1 Read and Spell

- strong
- wrong
- copy
- cloth
- problem
- bottom
- whole
- explode
- control
- shown
- bowl
- October
- smoky
- coach
- throat
- toast
- doughnut
- foe
- _____ bonus word
- _____ bonus word

fold

STEP 2 Copy and Spell

STEP 3 Cover and Spell

Word Meaning

Answer the questions using spelling words.

1. Which spelling word is the antonym for...?

a. weak _____

b. part _____

c. give freedom _____

d. do differently _____

e. solution _____

f. right _____

g. top _____

h. friend _____

2. What do you call...?

a. a month in the fall _____

b. an object that holds breakfast cereal _____

c. a pastry with a hole in it _____

d. warm, browned bread _____

e. material for making clothes _____

f. the part of the body food goes down _____

g. a person who teaches soccer _____

My Spelling Dictation

Write the sentences. Circle the spelling words.

1. _____

2. _____

Word Study

Building Spelling Skills

WEEK
6

Write the spelling words in the correct column.

strong

foe

wrong

doughnut

throat

toast

coach

cloth

problem

copy

smoky

whole

explode

shown

bowl

bottom

o as in **fox**

o as in **hope**

Circle the silent letter or letters in each word.

wrong

whole

shown

bowl

explode

doughnut

foe

throat

Edit for Spelling

Building Spelling Skills

WEEK
6

Circle the misspelled words in the sentences.
Write them correctly on the lines.

1. I enjoy eating a donat on a cold octobr morning.

2. What went rong with the strang rope?

3. Copee that probelm.

4. I was shoan where to put my boal.

5. The coch car on the train was too smokey.

6. Are you a friend or fo?

7. The tost got stuck in my throt.

8. The hole battom of my pants got wet.

9. I watched the fireworks explod.

Building Spelling Skills

WEEK
7

Spelling List

This Week's Focus:

- Spell words with the short **u** sound
- Spell words with the long **u** sound spelled **ue**, **u**, and **eau**

STEP 1 Read and Spell

- blush
- crutch
- crunch
- grumpy
- much
- umpire
- uncle
- none
- does
- fuel
- cute
- cubicle
- human
- future
- usual
- uniform
- used
- beautiful
- _____ bonus word
- _____ bonus word

fold

STEP 2 Copy and Spell

STEP 3 Cover and Spell

Word Meaning

Write the letter of the meaning on the line in front of the spelling word.

- | | | |
|-------|-------------|-----------------------|
| _____ | 1. blush | a. to grind or chew |
| _____ | 2. crutch | b. irritable |
| _____ | 3. crunch | c. to turn pink |
| _____ | 4. grumpy | d. a parent's brother |
| _____ | 5. much | e. zero |
| _____ | 6. umpire | f. a person |
| _____ | 7. uncle | g. the time ahead |
| _____ | 8. none | h. many in number |
| _____ | 9. does | i. a sports judge |
| _____ | 10. fuel | j. common |
| _____ | 11. cute | k. performs an action |
| _____ | 12. cubicle | l. adorable |
| _____ | 13. human | m. a small space |
| _____ | 14. future | n. a support |
| _____ | 15. usual | o. an energy source |

My Spelling Dictation

Write the sentences. Circle the spelling words.

1. _____

2. _____

Word Study

Building Spelling Skills

WEEK
7

Write the spelling words in the correct column.

blush
crunch
cute
umpire

uniform
human
much
none

usual
grumpy
fuel
does

crutch
cubicle
uncle
used

u as in **cup**

u as in **use**

Match syllables to make spelling words.
Write the complete words on the lines.

1. grum ture _____
2. um man _____
3. hu cle _____
4. un pire _____
5. fu py _____

6. beau u ful _____
7. un i al _____
8. us i cle _____
9. cub ti form _____

Circle the 12 misspelled words below.
Write them correctly on the lines.

Soccer Is a Wonderful Game

Unless...

Your uncl says your uniform is cut.

There's no fule in the van so non of the team players show up on time
for the game.

The umpir is grompy.

The beutiful playing field is covered in mud.

You hear a crunh when you kick the ball.

You blash when you slip and fall.

You need a cruth to get off the field.

And finally, you don't get to play mutch.

_____	_____
_____	_____
_____	_____
_____	_____
_____	_____
_____	_____

Building Spelling Skills

WEEK
8

Spelling List

This Week's Focus:

- Spell words with double consonants
- Divide words with double consonants into syllables

STEP 1 Read and Spell

- follow
- matter
- summer
- million
- dollar
- scissors
- cattle
- address
- office
- suppertime
- blizzard
- penny
- wrapper
- wallet
- occurrence
- village
- collide
- battle
- _____ bonus word
- _____ bonus word

fold

STEP 2 Copy and Spell

STEP 3 Cover and Spell

Word Meaning

Building Spelling Skills

WEEK
8


Complete the crossword puzzle using spelling words.

Down

1. a place of employment
3. the location of a building
4. to go behind
6. material
8. a large number
10. less than a nickel

Across

2. a small town
5. a happening
7. a season
9. 8 quarters = 2 _____
11. a container for money
12. an outer paper covering



My Spelling Dictation

Write the sentences. Circle the spelling words.

1. _____

2. _____

Word Study

Building Spelling Skills

WEEK

8

Fill in the missing double letters to make spelling words.

cc dd ff ll mm nn pp rr ss tt zz

1. a_____ress

7. pe_____y

13. ma_____er

2. bli_____ard

8. mi_____ion

14. su_____er

3. wa_____et

9. vi_____age

15. ca_____le

4. co_____ide

10. ba_____le

16. do_____ar

5. o_____ice

11. fo_____ow

17. su_____ertime

6. wra_____er

12. sci_____ors

18. o_____u_____ence

Match syllables to make spelling words.

Write the complete words on the lines.

1. fol lide _____

7. vil ny _____

2. bat low _____

8. wal lar _____

3. mat ter _____

9. pen lage _____

4. col tle _____

10. scis let _____

5. of tle _____

11. dol sors _____

6. cat fice _____

12. mil lion _____

Circle the words that are spelled correctly.

folow

dollar

walet

village

collide

batle

matler

cattle

rapper

peny

occurence

suppertime

million

adress

summer

scisors

Circle the misspelled words in the sentences.
Write them correctly on the lines.

1. My ofice is in a small villag.

2. My addres is 402 Sumer Lane.

3. I folow the rule to never run with scisors.

4. Your change is four dollers and one pennie.

5. The blizzerd must have had a millon snowflakes.

6. Did you see the catle batle over that salt lick?

Building Spelling Skills

WEEK
9

Spelling List

This Week's Focus:

- Spell time and calendar words
- Identify word origins

STEP 1 Read and Spell

- Tuesday
- Wednesday
- Thursday
- Saturday
- January
- February
- July
- August
- September
- November
- month
- year
- holiday
- autumn
- season
- calendar
- second
- minute
- _____ bonus word
- _____ bonus word

fold

STEP 2 Copy and Spell

STEP 3 Cover and Spell

Word Meaning

Answer these questions using spelling words.

1. Name the months.

a. _____

d. _____

b. _____

e. _____

c. _____

f. _____

2. Name the days of the week.

a. _____

c. _____

b. _____

d. _____

3. What has 12 months in it?

4. What has about 30 days in it?

Fill in the blanks using spelling words.

1. Autumn is one of the four _____.

2. A _____ can be used to know the day and date.

My Spelling Dictation

Write the sentences. Circle the spelling words.

1. _____

2. _____

Word Study

Building Spelling Skills

WEEK

9

The days of the week are named for the sun, moon, and figures from mythology.

Write the letter of the word origin on the line in front of the day.

- | | | |
|-------|--------------|----------------------------------|
| _____ | 1. Sunday | a. moon |
| _____ | 2. Monday | b. Tiu, god of war |
| _____ | 3. Tuesday | c. sun |
| _____ | 4. Wednesday | d. Saturn, Roman god of farming |
| _____ | 5. Thursday | e. Freya, Norse goddess of love |
| _____ | 6. Friday | f. Thor, Norse god of thunder |
| _____ | 7. Saturday | g. Woden, king of the Norse gods |

The names of the months come from Latin, the language spoken in ancient Rome.

Write the letter of the Latin word on the line in front of the month.

- | | | |
|-------|--------------|--------------------------------|
| _____ | 1. January | a. octo |
| _____ | 2. February | b. decem |
| _____ | 3. March | c. februa |
| _____ | 4. April | d. septem |
| _____ | 5. May | e. novem |
| _____ | 6. June | f. Janus |
| _____ | 7. July | g. aprilis |
| _____ | 8. August | h. Maia |
| _____ | 9. September | i. Mars |
| _____ | 10. October | j. Juno |
| _____ | 11. November | k. named after Augustus Caesar |
| _____ | 12. December | l. named after Julius Caesar |

Circle the words that are spelled correctly.

September

seeson

calendr

holiday

year

month

Thursday

Tuesday

atumn

August

July

Saturday

February

second

minate

Wednesday

Circle the misspelled words in the sentences.

Write them correctly on the lines.

1. Our holeday starts on Wednesday.

2. Please find the mounth of Janary on the calendar.

3. How many mintes and seconts did I take to run four laps?

4. Tusday and Thersday are the days we have art class.

5. Juli 4th is an important day in the United States.

6. I enjoy watching Satarday morning cartoons.

Building Spelling Skills

WEEK 10

Spelling List

This Week's Focus:

- Spell words with the schwa sound
- Spell words with the short u sound spelled o

STEP 1 Read and Spell

- across
- alone
- among
- brother
- again
- front
- banana
- appear
- compass
- pedal
- given
- heaven
- mountain
- ocean
- cousin
- purchase
- often
- color
- _____ bonus word
- _____ bonus word

fold

STEP 2 Copy and Spell

STEP 3 Cover and Spell

Word Meaning

Building Spelling Skills

WEEK
10

Fill in the blanks with spelling words.

1. I went to the store to _____ a yellow _____.
2. I use a _____ to navigate my boat on the _____.
3. I had to _____ my bike _____ a bridge.
4. The climber reached the peak of the _____.
5. When my puppy is left _____, he starts to whine.
6. How _____ do you think the puppy will whine tonight?
7. I was _____ a red flower. That is my favorite _____.
8. Do you know my _____ and my _____?
9. Who will _____ when we knock on the _____ door?
10. I hope to see you _____ tomorrow.

My Spelling Dictation

Write the sentences. Circle the spelling words.

1. _____

2. _____

Write the symbol ə over the letter or letters that make the schwa sound.

ə

across

alone

among

again

about

appear

brother

banana

compass

heaven

mountain

ocean

cousin

given

often

Divide these words into syllables.

1. across

a cross

10. given

2. alone

11. heaven

3. among

12. ocean

4. again

13. cousin

5. appear

14. purchase

6. mountain

15. often

7. brother

16. color

8. compass

17. pedal

9. banana

Circle the word in each row that is spelled correctly.

- | | | | |
|------------|--------|---------|---------|
| 1. heven | heaven | heavan | heavun |
| 2. ocean | ocein | osean | oshun |
| 3. collor | colar | coler | color |
| 4. pedel | pedal | pedle | peddel |
| 5. apear | apper | appere | appear |
| 6. again | agin | agan | ugin |
| 7. bananna | banana | banaana | bannana |
| 8. frunt | frant | front | phrunt |

Circle the misspelled words in the sentences.
Write them correctly on the lines.

1. My cousan, brothur, and I went on a hike across the mowntens.

2. We pruchased a compas so we wouldn't get lost amung all the trees.

3. It was awful to be all alon at night in the forest.

4. How ofon would you go on a hike if you were givan the chance?

WEEK
11

This Week's Focus:

- © Evan-Moor Corp.

Word Meaning

Fill in the blanks with spelling words.

1. _____ all done with my homework.
2. I _____ want to do homework after 7 _____.
3. I wonder _____ knocking at the door?
4. Why _____ you playing outside?
5. It _____ my job to clean your room.
6. _____ anyone see what happened?
7. _____ time to go to school.
8. _____ going to our dance class.
9. _____ my best friend.

My Spelling Dictation

Write the sentences. Circle the spelling words.

1. _____

2. _____

Word Study

Building Spelling Skills

WEEK

11

A contraction is a word formed from two words by leaving out some letters. Use an apostrophe to replace any missing letters.

Write the contraction. Then write the missing letter or letters.

- | | | |
|------------------|--------------------|---------------|
| 1. are not | _____ aren't _____ | _____ o _____ |
| 2. do not | _____ | _____ |
| 3. you will | _____ | _____ |
| 4. they have | _____ | _____ |
| 5. could have | _____ | _____ |
| 6. they would | _____ | _____ |
| 7. who is | _____ | _____ |
| 8. it is | _____ | _____ |
| 9. I am | _____ | _____ |
| 10. is not | _____ | _____ |
| 11. we are | _____ | _____ |
| 12. of the clock | _____ | _____ |
| 13. have not | _____ | _____ |
| 14. could not | _____ | _____ |
| 15. you are | _____ | _____ |
| 16. they are | _____ | _____ |
| 17. that is | _____ | _____ |
| 18. did not | _____ | _____ |

Write the missing apostrophe in the correct place.

- | | | |
|------------|------------|-------------|
| 1. Im | 7. youll | 13. havent |
| 2. its | 8. dont | 14. couldnt |
| 3. whos | 9. arent | 15. youre |
| 4. theyd | 10. isnt | 16. thats |
| 5. couldve | 11. were | 17. theyre |
| 6. theyve | 12. oclock | 18. didnt |
-

Circle the misspelled words in the sentences.
Write them correctly on the lines.

1. Please doesn't sit in that chair.

2. They're going to the store at 4 ol'clock.

3. Who'se seen my cat? I doesn't know where he's gone!

4. You'r my best friend. Were' always having fun together.

5. Thats what Im' going to do. You'l want to do it, too. Its fun.

WEEK
12

This Week's Focus:

- ## STEP 1 Read and Spell

- fold

STEP 2 Copy and Spell

STEP 3 Cover and Spell

Word Meaning


Complete the crossword puzzle using spelling words.

Down

1. in baseball, the area farthest from home plate
2. an early meal
3. a celebration
5. an insect
6. fantasy
7. where fingers go on computers

Across

4. the opposite of **herself**
8. one of your parents' parents
9. no one
10. any person
11. a figure made of straw



My Spelling Dictation

Write the sentences. Circle the spelling words.

1. _____

2. _____

Word Study

Building Spelling Skills

WEEK
12

A compound word is made from two shorter words.

Use one word from each column to make compound words. Cross out each word as you use it. Check your spelling to make sure that you form the compound words correctly.

Column 1

Column 2

Compound Words

chalk

parents

1. _____

some

noon

2. _____

after

ever

3. _____

how

self

4. _____

her

where

5. _____

grand

board

6. _____

Place a / between the parts of these compound words.

1. any/one

10. daydream

2. however

11. downstairs

3. everything

12. grandparents

4. himself

13. breakfast

5. birthday

14. outfield

6. herself

15. scarecrow

7. somewhere

16. nobody

8. afternoon

17. dragonfly

9. chalkboard

18. keyboard

Circle the misspelled words in the sentences.

Write them correctly on the lines.

1. Will any one who is having a birth day please stand up?

2. She wanted to do it her self. He wanted to do it himself.

3. This is every thing a dragon fly would eat.

4. Somewhere on my key borad is the key I need.

5. The teacher wrote the word “outfeild” on the chalk board.

6. No body knew the name of the scarcrow.

7. My grandparants always have break fast early in the morning.

8. He was day dreaming down stairs in a soft chair.

Circle the word in each row that is spelled correctly.

- | | | | |
|----------------|-------------|------------|------------|
| 1. out field | outfield | out-field | outfeild |
| 2. afternoon | after noon | after-noon | afternun |
| 3. every-thing | every thing | evrything | everything |
| 4. brakefast | breakfast | break fast | break-fast |
| 5. no body | no-body | nobody | noobody |

Building Spelling Skills

WEEK
13

Spelling List

This Week's Focus:

- Spell words with the endings **-ing** and **-ed**

STEP 1 Read and Spell

1. lived
2. living
3. rattled
4. rattling
5. studied
6. studying
7. traveled
8. traveling
9. changed
10. changing
11. appeared
12. appearing
13. raced
14. racing
15. hoped
16. hoping
17. wrapped
18. wrapping
19. _____
bonus word
20. _____
bonus word

fold

STEP 2 Copy and Spell

STEP 3 Cover and Spell

Word Meaning

Complete these tasks using spelling words.

1. Write three verbs that are in the present tense.

2. Write three verbs that are in the past tense.

3. Write the base word that means...

a. to go on a journey

b. to learn

c. to move quickly

d. to switch or alter

e. to exist

f. to wish

g. to clatter

h. to show up

My Spelling Dictation

Write the sentences. Circle the spelling words.

1. _____

2. _____

Word Study

Building Spelling Skills

WEEK
13

Add **ing** to the base words. Write the new word on the line.
Check the box that shows how you changed the word.

1. live living
2. wrap _____
3. rattle _____
4. hope _____
5. study _____
6. race _____
7. travel _____
8. change _____
9. appear _____

no change	drop e	double final consonant
	✓	

Add **ed** to the base words. Write the new word on the line.
Check the box that shows how you changed the word.

1. live _____
2. wrap _____
3. rattle _____
4. hope _____
5. study _____
6. race _____
7. travel _____
8. change _____
9. appear _____

no change	change y to i	drop e	double final consonant

Circle the word in each row that is spelled correctly.

- | | | | |
|--------------|-----------|------------|-----------|
| 1. rattling | ratling | ratteling | rattlling |
| 2. raceing | racing | rasing | rassing |
| 3. travelled | travled | travled | traveled |
| 4. chanjing | changeing | changing | changeng |
| 5. apearing | appearing | appearring | appering |

Circle the 8 misspelled words below.
Write the words correctly on the lines.

Changing Appearances

Ian was travel down a dirt road. He race to one side of the road and saw a tiny object hanging from a tree branch. He study the object for a long time. After a while, it changd. The wraping around the object split open. Perhaps, Ian thought, something live inside and wanted out. Right before Ian's eyes appear a butterfly. It was beautiful! Ian hope he would see the butterfly again someday.

_____	_____
_____	_____
_____	_____
_____	_____

Building Spelling Skills

WEEK
14

Spelling List

This Week's Focus:

- Spell words with the endings **-er** and **-est**

STEP 1 Read and Spell

- cleaner
- cleanest
- bigger
- biggest
- earlier
- earliest
- quicker
- quickest
- busier
- busiest
- rougher
- roughest
- heavier
- heaviest
- happier
- happiest
- lazier
- laziest
- _____ bonus word
- _____ bonus word

fold

STEP 2 Copy and Spell

STEP 3 Cover and Spell

Word Meaning


Complete the crossword puzzle using spelling words.

Down

1. less active than another person
2. doing more than anyone
3. larger than another thing
5. less smooth
7. more spotless
8. arriving before another person

Across

4. larger than anything
6. the opposite of **smoothest**
7. the most spotless
9. arriving before anyone
10. more weighty



My Spelling Dictation

Write the sentences. Circle the spelling words.

1. _____

2. _____

Word Study

Building Spelling Skills

WEEK
14

Add **er** to the base words. Write the new word on the line.
Check the box that shows how you changed the word.

1. clean _____
2. big _____
3. early _____
4. quick _____
5. busy _____
6. rough _____
7. heavy _____
8. happy _____
9. lazy _____

no change	change y to i	double final consonant

Add **est** to the base words. Write the new word on the line.
Check the box that shows how you changed the word.

1. clean _____
2. big _____
3. early _____
4. quick _____
5. busy _____
6. rough _____
7. heavy _____
8. happy _____
9. lazy _____

no change	change y to i	double final consonant

Circle the words that are spelled correctly.

earlyest

busy

biggiest

quick

heaviest

besiest

biggier

quicker

lazy

buser

cleanest

happyest

lazyest

roughest

cleanier

happiest

Circle the incorrect word in each sentence.
Write it correctly on the line.

1. My dog is biggest than your dog.

2. I'm the earlest person here.

3. This is the lazier turtle in the zoo.

4. Who is happier, Angela or Elizabeth?

5. My rock is heaviest than your rock.

6. I'm busyest in the summer.

7. Which way is the quickiest?

8. You have the cleaniest room in the house!

9. This wood feels roughor than that wood.

10. You seem to be the hapiest person here.

11. The teacher looks busyer than the students.

Building Spelling Skills

WEEK
15

Spelling List

This Week's Focus:

- Spell words with the /ur/ sound spelled **er**, **ir**, **ur**, **ear**, **or**, and **ar**

STEP 1 Read and Spell

- early
- earth
- search
- service
- wonder
- surface
- curly
- shirt
- thirty
- doctor
- sailor
- shower
- bakery
- another
- barber
- collar
- worse
- world
- _____ bonus word
- _____ bonus word

fold

STEP 2 Copy and Spell

STEP 3 Cover and Spell

Word Meaning

Building Spelling Skills

WEEK
15

Fill in the blanks with spelling words.

1. Before you wash your _____, rub soap on the _____.
2. There's nothing _____ in this _____ than wobbly skates.
3. The _____ told the _____ he was seasick.
4. The _____ cut off all the boy's _____ hair.
5. The dry _____ welcomes the rain _____.
6. With such bad _____, it is a _____ how this _____ stays in business.
7. The _____ bird usually gets the worm, but this time _____ bird got it.
8. Can a submarine dive _____ miles below the _____ of the ocean?

My Spelling Dictation

Write the sentences. Circle the spelling words.

1. _____

2. _____

Fill in the missing letters to make spelling words.

or er ar ur ir

1. doct_____

8. s_____vice

2. barb_____

9. w_____se

3. show_____

10. bak_____y

4. wond_____

11. w_____ld

5. sail_____

12. th_____ty

6. anoth_____

13. c_____ly

7. coll_____

14. sh_____t

Divide these words into syllables. Check your answers in a dictionary.

1. early _____

7. surface _____

2. thirty _____

8. curly _____

3. doctor _____

9. sailor _____

4. service _____

10. shower _____

5. wonder _____

11. collar _____

6. barber _____

Circle the 12 misspelled words below.
Write them correctly on the lines.

Earth Day Excitement

Ms. Spring brought her class of therty students to an Erth Day workshop. They learned many things about caring for our world.

1. A rain showor can wash away the top serface of soil that doesn't have plants growing in it.
2. The survice of a tree docter may be needed to save a sick tree.
3. There's nothing much wors you can do than pollute groundwater.

Ms. Spring's class stayed at the workshop until erly evening. When it was time to go, everyone had to sarch for a missing student. It didn't take long to find her because her bright white sailer suit and cerly red hair stood out in the crowd.

_____	_____
_____	_____
_____	_____
_____	_____
_____	_____
_____	_____

Building Spelling Skills

WEEK 16

Spelling List

This Week's Focus:

- Spell singular and plural forms of words

STEP 1 Read and Spell

1. leaf
2. leaves
3. wolf
4. wolves
5. potato
6. potatoes
7. roof
8. roofs
9. family
10. families
11. library
12. libraries
13. journey
14. journeys
15. hero
16. heroes
17. ditch
18. ditches
19. _____
bonus word
20. _____
bonus word

fold

STEP 2 Copy and Spell

STEP 3 Cover and Spell

Word Meaning

Building Spelling Skills

WEEK
16


Complete the crossword puzzle using spelling words.

Down

1. several trips
2. a single plant part
3. an admired person
6. parts of plants
7. more than one trench
8. a trench
9. many house coverings
12. a root vegetable

Across

4. several wild canines
5. a single trip
10. several groups of relatives
11. a wild canine
13. persons of great courage
14. more than two root vegetables
15. a house covering



My Spelling Dictation

Write the sentences. Circle the spelling words.

1. _____

2. _____

Word Study

Change each singular noun to its plural form.

Check the box that shows how you changed the word.

	add s or es	change y to i add es	change f to v add es
1. leaf _____			
2. hero _____			
3. potato _____			
4. family _____			
5. ditch _____			
6. wolf _____			
7. library _____			
8. journey _____			

Divide these words into syllables.

1. heroes	<div></div>	<div></div>	
2. ditches	<div></div>	<div></div>	
3. journeys	<div></div>	<div></div>	
4. potatoes	<div></div>	<div></div>	<div></div>
5. families	<div></div>	<div></div>	<div></div>
6. libraries	<div></div>	<div></div>	<div></div>

Edit for Spelling

Building Spelling Skills

WEEK
16

Circle the words that are spelled correctly.

familes

libraries

leafs

heros

potatoes

ditches

journeyes

roofes

wolves

Circle the misspelled words in the sentences.

Write them correctly on the lines.

1. My famile looks for aluminum cans in ditches.

2. The herow of the story ate potatos.

3. There were a lot of leafs on the rooves.

4. The wolfs went on a long journy.

5. All the familes in my neighborhood like to go to the librare.

6. He made one last effort to keep the rouf from catching fire.

7. My dog, who is part woolf, is over there chasing a leef.

8. Books about heros can be found in all libraryes.

Building Spelling Skills

WEEK
17

Spelling List

This Week's Focus:

- Spell words with the /aw/ sound spelled **al**, **ough**, **o**, **au**, and **aw**

STEP

1

Read and Spell

STEP

2

Copy and Spell

STEP

3

Cover and Spell

1. also
2. bought
3. cough
4. almost
5. false
6. officer
7. soft
8. stalk
9. halt
10. faucet
11. saucer
12. caution
13. lawyer
14. awesome
15. stall
16. crawl
17. awful
18. because
19. _____
bonus word
20. _____
bonus word

fold

Word Meaning

Answer the questions using spelling words.

1. Which spelling word is a synonym for...?

a. too _____

c. untrue _____

b. creep _____

d. gentle _____

2. Which spelling word is an antonym for...?

a. hard _____

c. true _____

b. go _____

d. sold _____

3. Which spelling word means...?

a. a person who enforces the law

e. to expel air noisily

b. a plumbing fixture

f. for the reason that

c. a cup's partner

g. in addition

d. a person who studies the law

h. to move on all fours

My Spelling Dictation

Write the sentences. Circle the spelling words.

1. _____

2. _____

Word Study

Building Spelling Skills

WEEK
17

Write the spelling words in the correct boxes.

also	bought	cough	almost	false	officer
soft	stalk	halt	faucet	saucer	caution
lawyer	awesome	stall	crawl	awful	because

a as in fall	au as in caught	aw as in law	o as in loft	ou as in trough

Match syllables to make words.
Write the complete words on the lines.

- | | | |
|--------|-------|----------|
| 1. be | some | 1. _____ |
| 2. awe | cause | 2. _____ |
| 3. al | cet | 3. _____ |
| 4. law | so | 4. _____ |
| 5. fau | yer | 5. _____ |
| 6. sau | tion | 6. _____ |
| 7. cau | most | 7. _____ |
| 8. al | cer | 8. _____ |

Circle the words that are spelled correctly.

cation

almost

cough

allso

lawyer

oficer

faucet

stalk

fallse

bought

stall

crall

awful

becaus

awesome

saucer

Circle the misspelled words in the sentences.

Write them correctly on the lines.

1. She all most dropped the sawcer.

2. The layer took great cawtion with the case.

3. It was awsome to see the baby crall.

4. He baht a saft blanket.

5. It was auful to hear him cauf.

6. The kitchen faucat was dripping becauze it was old.

7. The offisor yelled, "Hallt!"

8. That's allso a fallse statement.

Spelling List

This Week's Focus:

- Spell words with the variant sounds of **c** and **g**

STEP 1 Read and Spell

1. cinder
2. circle
3. cardinal
4. cereal
5. cycle
6. concert
7. dancer
8. celebrate
9. twice
10. dangerous
11. strange
12. ledge
13. damage
14. geography
15. gentle
16. signal
17. regular
18. sugar
19. _____
bonus word
20. _____
bonus word

fold

STEP 2 Copy and Spell

STEP 3 Cover and Spell

Fill in the blanks in the paragraphs below with spelling words.

The Day the Dancer Fell

I have been a _____ for many years. A _____ and _____ situation happened to me one night while I was performing. I was dancing in a large _____ when a _____ flew past my head. I was frightened, and stepped too close to the edge of the stage. I fell into the orchestra pit. Luckily, I had a _____ landing. I fell right on a gigantic bass drum! There was no _____ to me or the drum.

Getting Ready to Sing

Every morning I eat a bowl of _____ with two spoonfuls of _____. I try to put more on, but my dad always gives a _____ to stop. After breakfast my _____ routine is to get dressed for school. This morning, however, I must put on my best dress. I want to look nice when I sing in our school choir _____.

My Spelling Dictation

Write the sentences. Circle the spelling words.

1. _____

2. _____

Word Study

Building Spelling Skills

WEEK
18

Write the spelling words in the correct boxes.

soft c sound as in face	hard c sound as in cat	soft g sound as in giant	hard g sound as in great

Write the spelling words that mean about the same as these words.

1. a repeating event _____

5. gesture _____

2. round _____

6. calm _____

3. to honor _____

7. odd _____

4. study of the earth _____

8. harmful _____

Write the spelling words that mean the opposite of these words.

1. repair _____

3. usual _____

2. safe _____

4. harsh _____

Edit for Spelling

Building Spelling Skills

WEEK
18

Circle the words that are spelled correctly.

strange

sereal

consert

cinder

ledge

sugar

gentel

twise

cycle

cardinal

danser

geographe

regular

damege

dangerous

Circle the misspelled words in the sentences.

Write them correctly on the lines.

1. The dansir leapt twise.

2. The cardinel ate cerial from my bowl.

3. It is dangerus to sit on the lege.

4. The geograpy of the desert was strang.

5. We used reguler sinder blocks to make the house.

6. There was a lot of damege to the signal light.

Building Spelling Skills

WEEK 19

Spelling List

This Week's Focus:

- Spell words with the /oo/ sound spelled ew, o, oe, oo, ou, ough, u, ue, and ui

STEP 1 Read and Spell

- shoes
- clues
- wound
- junior
- truth
- duty
- news
- through
- few
- who
- schoolroom
- whose
- conclusion
- June
- shampoo
- cruel
- choose
- ruin
- _____ bonus word
- _____ bonus word

fold

STEP 2 Copy and Spell

STEP 3 Cover and Spell

Word Meaning


Complete the crossword puzzle using spelling words.

Down

1. hints
2. the opposite of **many**
5. to destroy
7. word used when asking about ownership
8. a month
9. to select
11. to hurt

Across

3. responsibility
4. mean
6. information
9. an ending
10. footwear
11. which person?
12. a place to learn



My Spelling Dictation

Write the sentences. Circle the spelling words.

1. _____

2. _____

Fill in the missing letters to make spelling words.

ew o oe oo ou ough u ue ui

- | | | |
|------------------|--------------|--------------------|
| 1. f_____ | 7. d_____ty | 13. wh_____se |
| 2. sch_____lroom | 8. wh_____ | 14. concl_____sion |
| 3. J_____ne | 9. ch_____se | 15. shamp_____ |
| 4. cr_____l | 10. r_____in | 16. w_____nd |
| 5. sh_____s | 11. thr_____ | 17. cl_____s |
| 6. tr_____th | 12. n_____s | 18. j_____nior |

Read each word. Write the number of syllables on the line.

- | | |
|------------------|----------------------|
| 1. shoes _____ | 10. who _____ |
| 2. clues _____ | 11. schoolroom _____ |
| 3. wound _____ | 12. whose _____ |
| 4. junior _____ | 13. conclusion _____ |
| 5. truth _____ | 14. June _____ |
| 6. duty _____ | 15. shampoo _____ |
| 7. news _____ | 16. cruel _____ |
| 8. through _____ | 17. choose _____ |
| 9. few _____ | 18. ruin _____ |

Circle the 14 misspelled words below.
Write the words correctly on the lines.

The Big Bell Caper

Mr. Dell's bell was missing from his schoolrom. He used the bell during recess dooty. He would ring his bell to let students know when to return to class. Nuws of the missing bell traveled quickly thrugh the school.

There were feu cloos. Mr. Dell came to the conclusion that he would never see his bell again. The troth was, he was woonded. Whu would be so crul as to take his bell? His students said they would become juinor detectives and help him find his bell before june.

Then a familiar ringing was heard. Ms. Nell, whos room is next door, must have forgotten to tell Mr. Dell that she borrowed his swell bell.

Building Spelling Skills

WEEK
20

Spelling List

This Week's Focus:

- Spell words with the /oi/ sound spelled **oi** and **oy**
- Spell words with the /ow/ sound spelled **ow** and **ou**

STEP 1 Read and Spell

- voice
- oyster
- voyage
- annoy
- choice
- avoid
- appoint
- enjoy
- moisture
- noise
- drown
- amount
- fountain
- crowded
- southwest
- thousand
- flour
- pronounce
- _____ bonus word
- _____ bonus word

fold

STEP 2 Copy and Spell

STEP 3 Cover and Spell

Fill in the blanks with spelling words.

The Meeting

I went to our student council meeting. The room was so _____, few students had a place to sit. No one could hear what was going on. The president's _____ was too quiet, and there was lots of _____ in the room. She had to _____ a sergeant-at-arms to bring order to the meeting. This helped a lot. Everyone quieted down in a short _____ of time. After that, the meeting was successful.

The Voyage

Kawa went on an ocean _____ a _____ miles long. Most of the trip was in the _____ern part of the Pacific Ocean. And try as she might, she could never learn to _____ the ship's name. While on the trip, she ate an _____. She especially liked it dipped in _____ and fried. If she were given the _____, she would eat them all day long. She will _____ memories of her trip forever.

My Spelling Dictation

Write the sentences. Circle the spelling words.

1. _____

2. _____

Circle the letters that make the vowel sound in **boy**.

- | | |
|-----------|-------------|
| 1. voice | 6. avoid |
| 2. oyster | 7. appoint |
| 3. voyage | 8. enjoy |
| 4. annoy | 9. moisture |
| 5. choice | 10. noise |

Circle the letters that make the vowel sound in **cow**.

- | | |
|-------------|--------------|
| 1. drown | 5. southwest |
| 2. amount | 6. thousand |
| 3. fountain | 7. flour |
| 4. crowded | 8. pronounce |

Match syllables to make spelling words.
Write the complete words on the lines.

- | | | |
|----------|--------|-----------|
| 1. oys | nounce | 1. _____ |
| 2. an | ter | 2. _____ |
| 3. pro | tain | 3. _____ |
| 4. foun | noy | 4. _____ |
| 5. a | mount | 5. _____ |
| 6. thou | ture | 6. _____ |
| 7. south | sand | 7. _____ |
| 8. mois | west | 8. _____ |
| 9. en | age | 9. _____ |
| 10. voy | joy | 10. _____ |

Circle the word in each row that is spelled correctly.

- | | | | |
|--------------|-----------|----------|------------|
| 1. amownt | amount | amunt | umont |
| 2. thousand | thousant | thowsand | thosand |
| 3. injoy | enjoye | enjoi | enjoy |
| 4. voeage | voyage | vowage | voiage |
| 5. voic | voece | voise | voice |
| 6. apoint | appont | appoint | apont |
| 7. pronounce | pronownce | prononce | pronunce |
| 8. sowthwest | southwest | sothwest | south west |

Circle the misspelled words in the sentences.
Write them correctly on the lines.

1. Please don't anoy the cat with noice.

2. Try to avoed putting too much water on the plant. It will droun.

3. My choece is to eat the oister.

4. The bag of flowr spilled all over the floor.

5. The elevator was too crouded.

6. The weather was so humid that moistur dripped from my glass.

This Week's Focus:

- ## STEP 1 Read and Spell

- fold)

STEP 2 Copy and Spell

STEP 3 Cover and Spell

Word Meaning


Complete the crossword puzzle using spelling words.

Across

1. a group of words
2. a sufficient amount
4. a leader
7. a section of a piece of writing
10. a drugstore
11. a communication device

Down

1. a picture
3. a relative
5. the number after forty, by tens
6. an award
8. 26 letters
9. a first writing effort



My Spelling Dictation

Write the sentences. Circle the spelling words.

1. _____

2. _____

Circle the letters that make the /f/ sound.

- | | |
|--------------|------------------|
| 1. enough | 10. photograph |
| 2. tougher | 11. giraffe |
| 3. fifty | 12. forest |
| 4. pharmacy | 13. figure |
| 5. alphabet | 14. refrigerator |
| 6. nephew | 15. draft |
| 7. trophy | 16. phrase |
| 8. paragraph | 17. traffic |
| 9. telephone | 18. chief |

Fill in the missing letters. Write **f**, **ff**, **gh**, or **ph**.

- | | |
|-----------------|---------------------|
| 1. ____f____ure | 10. ____r____ase |
| 2. gira____e | 11. re____rigerator |
| 3. ____i____ty | 12. ____armacy |
| 4. tra____ic | 13. enou____ |
| 5. dra____t | 14. ____orest |
| 6. al____abet | 15. ____otogra____ |
| 7. paragra____ | 16. tele____one |
| 8. tro____y | 17. ne____ew |
| 9. chie____ | 18. tou____er |

Circle the 12 misspelled words below.
Write the words correctly on the lines.

The Fifty-Float Chief

The race was on at the soda fountain in Phil's Farmacy. My nehow was trying to make fity root beer floats in less than 15 minutes. The task was toufer than he thought. He figured he had just enouf time to make the final few floats.

There was a fourest of glasses on the counter. People had to stretch their necks like girafes to see the final scoop of ice cream plop into the glass. The splash in the glass was heard just before the buzzer sounded.

My nefew was presented a terrific trophe. The next morning's newspaper had a photograf and a well-written pargraph about his feat. He was named the cheif of root beer floats!

_____	_____
_____	_____
_____	_____
_____	_____
_____	_____
_____	_____

This Week's Focus:

- © Evan-Moor Corp.

Word Meaning

Fill in the blanks with spelling words.

Two of the spelling words are used twice in the story.

The Nightly Fright

A few nights ago, my young _____
she heard a noise coming from our basement. The same thing happened
the next evening. She _____ me to the basement door more
than once, but I never heard a thing. This _____ event,
however, continued to _____ her. One night I decided to
go down the _____ of stairs to see for myself. I shined my
_____ from one corner of the basement to another. Finally,
my light _____ of a pair of yellowish
dots that became _____ and _____. To my
_____, it was just our _____ kitty playing
in a box of yarn. Now my _____ always makes sure the
basement door is closed.

My Spelling Dictation

Write the sentences. Circle the spelling words.

1. _____

2. _____

Add the correct letters to make words.

ight

ought

aught

1. fl_____

4. c_____

2. del_____

5. br_____

3. th_____

6. br_____

Circle the letters that make the sound of **a** in **father**.

1. brought

5. caught

2. fault

6. daughter

3. thought

7. taught

4. fought

8. naughty

Circle the letters that make the sound of **i** in **pie**.

1. frighten

5. mighty

2. flight

6. delight

3. brighter

7. tighten

4. flashlight

8. nightly

All the spelling words except one have a pair of silent letters.
What are those letters?

Circle the words that are spelled correctly.

caught

dauhter

thaught

delight

brightor

taught

faught

ought

sight

brihter

frightan

tought

Circle the misspelled words in the sentences.

Write them correctly on the lines.

1. I aught to tighton the lid.

2. It was my fallt that we fouht.

3. I cought a flit to Denver.

4. My daughtor taght her dog to sit up.

5. He used the flashlite nitly.

6. That sieght would frihten anyone.

7. I thougt that child was very naghty.

8. His funny joke broght deliht to the crowd.

9. That toothpaste helped me have a brihter smile.

Building Spelling Skills

WEEK
23

Spelling List

This Week's Focus:

- Spell words with silent letters

STEP

1

Read and Spell

STEP

2

Copy and Spell

STEP

3

Cover and Spell

1. calf
2. walked
3. ghost
4. gnawed
5. climber
6. wreath
7. listen
8. island
9. scent
10. wrench
11. judge
12. fasten
13. wrist
14. doubt
15. knock
16. answer
17. knelt
18. sign
19. _____
bonus word
20. _____
bonus word

fold

Word Meaning

Complete the crossword puzzle using spelling words.


There are three words that are not on your spelling list. Try to figure them out.

Down

1. went onto your knees
2. to secure
3. the reply to a question
4. a circular decoration
5. a baby cow
6. land with water all around it
10. a person who goes up a mountain
11. an object used to unlock a door
12. a body part below the mouth
14. someone who decides cases

Across

4. a tool
7. a smell
8. to hear
9. to taste food
11. to tap on a door
13. strolled
15. a symbol
16. to be unsure
17. the joint above the hand



My Spelling Dictation

Write the sentences. Circle the spelling words.

1. _____

2. _____

Circle the letters that are silent.

- | | | |
|------------|------------|------------|
| 1. callf | 7. listen | 13. wrist |
| 2. walked | 8. island | 14. doubt |
| 3. ghost | 9. scent | 15. knock |
| 4. gnawed | 10. wrench | 16. answer |
| 5. climber | 11. judge | 17. knelt |
| 6. wreath | 12. fasten | 18. sign |

Fill in the missing letters to make spelling words.

d b c g k l t w

- | | | | |
|--------------|--------------|----------------|---------------|
| 1. ____nelt | 5. ____reath | 9. wa____ked | 13. ans____er |
| 2. ____nock | 6. ____nawed | 10. clim____er | 14. dou____t |
| 3. ____rist | 7. si____n | 11. lis____en | 15. ju____ge |
| 4. ____rench | 8. ca____f | 12. fas____en | 16. s____ent |

Write the spelling words that mean about the same as these words.

- | | | | |
|-------------|-------|-----------|-------|
| 1. strolled | _____ | 4. chewed | _____ |
| 2. close | _____ | 5. hear | _____ |
| 3. spirit | _____ | 6. reply | _____ |

Edit for Spelling

Building Spelling Skills

WEEK
23

Correct the spelling of these words.

1. wrinch _____

6. answer _____

2. wreeth _____

7. dowl _____

3. walkt _____

8. wrest _____

4. gnawd _____

9. judg _____

5. knok _____

10. climbor _____

Circle the misspelled words in the sentences. Write them correctly on the lines.

1. Lisson! Was that a nock at the door?

2. The caf nelt down to get a drink of water.

3. I dout that we need a stop sing here.

4. Did the juge give you an anser?

5. Did the climer fason the rope correctly?

6. The iland had the pleasant cent of flowers.

7. He looked at the watch on his wist before he waked to the store.

8. She needed to use a rench to put up the large reath.

Building Spelling Skills

WEEK
24

Spelling List

This Week's Focus:

- Add the suffixes **-ion**, **-tion**, **-sion**, and **-cian** to base words and word roots

STEP 1 Read and Spell

1. action
2. fiction
3. mission
4. divide
5. division
6. attend
7. attention
8. pollute
9. pollution
10. express
11. expression
12. educate
13. education
14. music
15. musician
16. magic
17. magician
18. physician
19. _____
bonus word
20. _____
bonus word

fold

STEP 2 Copy and Spell

STEP 3 Cover and Spell

Word Meaning

Use spelling words to answer the clues.

1. a person who takes care of our physical health _____
2. a person who performs magic _____
3. a person who creates music _____
4. to learn something you must give it this _____
5. teachers want their students to get this _____
6. environmentalists worry about this _____
7. an operation with numbers _____
8. stories that are made up by the author _____
9. an exciting story has lots of this _____
10. something you should use when you read aloud _____

Which spelling word is an antonym for...?

- | | |
|-------------------|-------------------|
| 1. clean _____ | 3. fact _____ |
| 2. multiply _____ | 4. inaction _____ |

My Spelling Dictation

Write the sentences. Circle the spelling words.

1. _____

2. _____

Word Study

Building Spelling Skills

WEEK
24

Add the correct suffix to the base word.

You may need to make a change to the base word before adding the suffix.

ion

tion

sion

1. An _____ I like is, "It's raining cats and dogs."
express

2. There is a lot of _____ on the football field.
act

3. I need your _____.
attend

4. I enjoy learning about _____ in math class.
divide

5. My _____ is very important to me.
educate

6. There is _____ in the river.
pollute

Write each word from the spelling list in the correct box.

two-syllable words	three-syllable words	four-syllable words

Circle the 20 misspelled words below. Three words are misspelled more than once. Write the words correctly on the lines.

On a Mission

A musician, a magician, and a physician went on a hike in the mountains. The musician said the mountains brought musik to her heart. The magician's expresion was that the mountains were magical. The phsician, however, said the mountains reminded her of sprained ankles.

The muician liked to focus her atention on listening to the songs of the birds. The magikian would always xpres her amazement at how fast chipmunks could disappear. The fasician, however, looked for twigs that could be used for splints.

The musician enjoyed being in a place where there was no sound polution. The magecian enjoyed watching beavers divid tree branches in half. The phasician, however, worried about whether she brought enough poison ivy lotion.

Toward the end of the hike, it became the mision of the musecian and mugician to help the physcian "doctor" her attitude so she could enjoy the remainder of the day.

_____	_____
_____	_____
_____	_____
_____	_____
_____	_____
_____	_____
_____	_____
_____	_____
_____	_____
_____	_____

Building Spelling Skills

WEEK 25

Spelling List

This Week's Focus:

- Spell two- and three-syllable words
- Identify beginning open syllables

STEP 1 Read and Spell

1. lazy
2. volcano
3. flavor
4. piano
5. recent
6. really
7. item
8. pilot
9. triangle
10. climate
11. gigantic
12. program
13. obey
14. puny
15. prepare
16. vacant
17. pulley
18. menu
19. _____
bonus word
20. _____
bonus word

fold

STEP 2 Copy and Spell

STEP 3 Cover and Spell

Word Meaning

Fill in the blanks with spelling words.

1. The _____ flew his plane close to the erupting _____.
2. The _____ was so hot and humid that everyone felt _____ and didn't want to work.
3. He played an amazing song on the _____ during the _____.
4. My favorite _____ of ice cream on the _____ is strawberry.
5. They needed a _____ _____ to lift the car.
6. I must _____ dinner for the guests.
7. A _____ study said that juice is _____ good for you.
8. The _____ little dog would always _____ his master.
9. No one lives in the _____ building shaped like a _____.

My Spelling Dictation

Write the sentences. Circle the spelling words.

1. _____

2. _____

Word Study

Building Spelling Skills

WEEK
25

An open syllable ends with a long vowel sound.

Underline the words that begin with an open syllable.

Circle the beginning open syllable in each word you underline.

- | | | |
|-----------------|--------------|-------------|
| 1. <u>la</u> zy | 7. pilot | 13. obey |
| 2. volcano | 8. triangle | 14. puny |
| 3. flavor | 9. climate | 15. prepare |
| 4. piano | 10. gigantic | 16. vacant |
| 5. recent | 11. pulley | |
| 6. menu | 12. program | |

Fill in the missing letters to make spelling words.

la_____	_____tem	real_____	_____gantic
fla_____	_____bey	pi_____o	tri_____gle

Match a first and second syllable to create spelling words.

Write them on the lines.

First	
la	cli
re	o
men	i

Second	
tem	bey
zy	mate
u	cent

Edit for Spelling

Building Spelling Skills

WEEK
25

Circle the words that are spelled correctly.

climate

giganic

triangal

peano

recent

itum

pilot

puny

vakent

obey

program

realy

laze

volcano

flaver

pully

Circle the misspelled words in the sentences. Write them correctly on the lines.

1. The lawyer was so lasy that he had a vakint office.

2. Did you see the itam in the newspaper about the valcano?

3. Which is your favorite flaver, Gigantac Grape or Large Lime?

4. The pielot realle wants his own plane.

5. We are pleased with our resent pieno purchase.

6. Please oby the rules when using that puley.

7. There's not much on that punee menue.

8. The climat in the Bermuda Triangel was warm.

9. He will pripar snacks before watching the TV programe.

Building Spelling Skills

WEEK
26

Spelling List

This Week's Focus:

- Spell homophones

STEP

1

Read and Spell

STEP

2

Copy and Spell

STEP

3

Cover and Spell

fold

1. herd
2. heard
3. clothes
4. close
5. hour
6. our
7. two
8. too
9. their
10. there
11. ceiling
12. sealing
13. shoot
14. chute
15. strait
16. straight
17. medal
18. meddle

19. _____
bonus word

20. _____
bonus word

_____	_____
_____	_____
_____	_____
_____	_____
_____	_____
_____	_____
_____	_____
_____	_____
_____	_____
_____	_____
_____	_____
_____	_____
_____	_____
_____	_____
_____	_____
_____	_____
_____	_____
_____	_____
_____	_____
_____	_____
_____	_____
_____	_____

Word Meaning


Complete the crossword puzzle using spelling words.

Down

1. also
3. belonging to them
4. a steep slide; a tight space
5. closing tightly
7. an award
8. listened
9. the opposite of **open**
11. belonging to us
12. the number after **one**

Across

2. a sprout
5. the opposite of **curved**
6. a narrow strip of water
8. a group of cows
9. the top of a room
10. 60 minutes
12. in that place



My Spelling Dictation

Write the sentences. Circle the spelling words.

1. _____

2. _____

Write the spelling words that are homophones for these words.

- | | | |
|------------------|-----------------|------------------|
| 1. heard _____ | 4. medal _____ | 7. sealing _____ |
| 2. clothes _____ | 5. strait _____ | 8. two _____ |
| 3. hour _____ | 6. chute _____ | 9. their _____ |

Choose the correct words to fill in the blanks.

- I want to go over _____. That box contains _____ toys.
(their, there) (their, there)
- Please be back in one _____. This is _____ house.
(hour, our) (hour, our)
- Let's _____ some hoops. Is the bull in its _____?
(chute, shoot) (chute, shoot)
- I have _____ dogs. She has a dog, _____.
(two, too) (two, too)
- Our boat is in the _____. We're moving _____ ahead.
(strait, straight) (strait, straight)
- Please don't _____ in my problems. He won a _____.
(meddle, medal) (meddle, medal)
- Did you paint the _____? Are you _____ the paint can?
(sealing, ceiling) (sealing, ceiling)
- Do you like _____ clock? One _____ has passed already.
(our, hour) (our, hour)
- Please _____ the closet door. Then put on your _____.
(close, clothes) (close, clothes)

Circle the 14 misspelled words below.
Write the words correctly on the lines.

The Dangerous Marble

I'm the marble champion of ovr school. Their is no one better. I became a champion because I practice for an our every day. I can shot all the marbles out of a circle in less than too minutes.

During one game, a single "cat's-eye" was left in the circle. My shooter headed straht for it. The impact was so loud that everyone herd it. The marble bounced off the seiling and came way two clos to hitting a group of students who were watching. They ran out of the room like a heard of scared cattle. If they had stayed, they would have been cealing there fate of getting hit by one of my marbles. Sadly, no one saw me receive my medel for winning the game.

_____	_____
_____	_____
_____	_____
_____	_____
_____	_____
_____	_____
_____	_____

WEEK
27

This Week's Focus:

- ## STEP 1 Read and Spell

20. _____
bonus word

STEP 2 Copy and Spell

STEP 3 Cover and Spell

Word Meaning

Building Spelling Skills

WEEK
27

Choose the correct words to fill in the blanks.

1. Please be _____. You are being _____ noisy.
(quite, quiet) (quite, quiet)
2. That's an _____ food cake. Did you measure the _____?
(angle, angel) (angle, angel)
3. I've _____ been there. We are _____ to go.
(all ready, already) (all ready, already)
4. I love to eat _____. Let's visit the _____.
(dessert, desert) (dessert, desert)
5. We're discussing _____ the _____ will clear up.
(whether, weather) (whether, weather)
6. Please pass the _____ of water. My _____ is in my wallet.
(picture, pitcher) (picture, pitcher)
7. The dog was _____. I don't want to _____ my dog.
(loose, lose) (loose, lose)
8. I walked down the _____. I was on a desert _____.
(isle, aisle) (isle, aisle)
9. I always take my _____ with me. I work in a _____.
(diary, dairy) (diary, dairy)

My Spelling Dictation

Write the sentences. Circle the spelling words.

1. _____

2. _____

Circle the word that matches the definition.

- | | | |
|-------------------------------|---------|-----------|
| 1. not noisy | quiet | quite |
| 2. a sharp corner | angel | angle |
| 3. by that time | already | all ready |
| 4. a very dry place | desert | dessert |
| 5. what it's like outside | weather | whether |
| 6. a photograph or drawing | pitcher | picture |
| 7. not tight | loose | lose |
| 8. open space between shelves | aisle | isle |
| 9. a book you write in | dairy | diary |

Match syllables to make spelling words.
Write the complete words on the lines.

- | | | |
|----------|-------|----------|
| 1. al | gel | 1. _____ |
| 2. pit | cher | 2. _____ |
| 3. des | er | 3. _____ |
| 4. an | ready | 4. _____ |
| 5. wheth | ert | 5. _____ |
| 6. weath | er | 6. _____ |
| 7. qui | sert | 7. _____ |
| 8. an | et | 8. _____ |
| 9. des | gle | 9. _____ |

Circle the words that are spelled correctly.

dairy	quiat	angle	wheather
quite	angal	desurt	picture
already	whether	lose	dessert
aile	picher	loose	isle

Circle the misspelled words in the sentences. Write them correctly on the lines.

1. The usher was dancing in the aile.

2. We listened to the wheather report to know weather we should travel.

3. The pitchor was in the pictur.

4. The daire farmer was all readi to milk his herd.

5. I like to have it quit when I write in my diary.

6. We measured that angal alredy.

7. The dessert is no place to eat your desert.

8. Be careful not to loose your lose change.

9. The angil was quit pretty.

Building Spelling Skills

WEEK
28

Spelling List

This Week's Focus:

- Spell words with the suffixes **-less**, **-ful**, and **-ness**
- Spell words with the ending **-ly**

STEP 1 Read and Spell

- hopeless
- careless
- homeless
- tireless
- hopeful
- fearful
- cheerful
- careful
- graceful
- happily
- friendly
- angrily
- swiftly
- suddenly
- darkness
- goodness
- sadness
- kindness
- _____ bonus word
- _____ bonus word

fold

STEP 2 Copy and Spell

STEP 3 Cover and Spell

Word Meaning

Fill in the blanks with spelling words.

1. You don't need to be _____ of the _____ gazelle.
2. It is never _____ to help the _____ find a place to sleep.
3. The mother was _____ not to step on her child's toes.
4. The store clerk was always _____ when greeting a customer.
5. I wish there was more _____ and _____ in the world.
6. To everyone's surprise, the sound _____ stopped.
7. I was _____ that I could visit my friend.
8. The deer ran _____ through the forest.

My Spelling Dictation

Write the sentences. Circle the spelling words.

1. _____

2. _____

Add a suffix or ending to make spelling words.

less ful ness ly

- | | | | |
|-----------|----------------|------------|-------|
| 1. hope | <u>hopeful</u> | 10. happy | _____ |
| 2. hope | _____ | 11. care | _____ |
| 3. sad | _____ | 12. angry | _____ |
| 4. friend | _____ | 13. swift | _____ |
| 5. tire | _____ | 14. sudden | _____ |
| 6. fear | _____ | 15. dark | _____ |
| 7. cheer | _____ | 16. good | _____ |
| 8. home | _____ | 17. care | _____ |
| 9. grace | _____ | 18. kind | _____ |

Now circle the words above that required a change before adding the suffix or ending.

Divide these words into syllables.

- | | | | | | |
|-------------|-------|-------|-------------|-------|-------|
| 1. hopeless | _____ | _____ | 6. friendly | _____ | _____ |
| 2. hopeful | _____ | _____ | 7. kindness | _____ | _____ |
| 3. darkness | _____ | _____ | | | |
| 4. angrily | _____ | _____ | _____ | | |
| 5. happily | _____ | _____ | _____ | | |

Circle the 12 misspelled words below.
Write the words correctly on the lines.

There's Always Hope

Sudenly, there was darknes. I was carelass to let my flashlight go out while camping in the backyard. I sat fearfull about the strange noises coming from everywhere. I was hopeful I could find some batteries. I was tireles in my search, but I finally gave up. All seemed hopelass. Sadnuss filled my body.

When all seemed lost, a gracefil figure tiptoed up to my tent. A friendly face peeked inside. My mom was cheerfal when she asked, "Is everything all right out here?"

My worries vanished swifly, as my mom handed me a new package of batteries.

_____	_____
_____	_____
_____	_____
_____	_____
_____	_____
_____	_____

Building Spelling Skills

WEEK
29

Spelling List

This Week's Focus:

- Spell words with the prefixes **dis-**, **un-**, **re-**, and **mis-**

STEP

1

Read and Spell

STEP

2

Copy and Spell

STEP

3

Cover and Spell

fold

- disappear
- disappoint
- disagree
- dishonest
- unable
- uncertain
- unbeaten
- uncomfortable
- unkind
- unknown
- rewrite
- review
- rebuild
- recall
- misbehave
- misuse
- misunderstand
- misspell
- _____ bonus word
- _____ bonus word

Word Meaning


Complete the crossword puzzle using spelling words.

Across

1. to make again
4. not known
5. uneasy
9. to look over again
10. not nice
11. to remember

Down

2. can't do
3. to argue
4. not sure
6. to spell wrong
7. to write again
8. to use incorrectly



My Spelling Dictation

Write the sentences. Circle the spelling words.

1. _____

2. _____

Word Study

Building Spelling Skills

WEEK
29

Add the correct prefix to the base word.
Write the word in the blank.

dis

un

re

mis

1. The child was unhappy because he was _____ to ride the horse.
able
2. She couldn't _____ her friend's name.
call
3. You may get hurt if you _____ that tool.
use
4. I'm afraid I must _____ with your opinion.
agree
5. Did you _____ that word? Check the dictionary.
spell
6. Use nice paper to _____ your report.
write
7. The runner was happy to announce that she was _____
in all of her races.
beaten
8. Because he was _____ his answer was correct, he thought
about it again.
certain
9. The rainbow will soon _____.
appear
10. The princess thought the bed was _____.
comfortable

Circle the words that are spelled correctly.

disappear	disapoint	dishonest	uncomfortable
disagree	review	missbehave	misspell
unable	uncertain	unknown	recall
unbeten	unkind	rebuild	misunderstand

Circle the misspelled words in the sentences.
Write them correctly on the lines.

1. The magician didn't disapoint the audience. He made a rabbit disapear.

2. Students can missunderstand the meaning of a word, especially when it is misspelled.

3. I'm sure you won't disagree that it is bad to be dishonist.

4. If I recal correctly, you often missbehave.

5. Let's review and rerite your notes so you will do better on the test.

6. I always get uncomfortable when someone is being unkin.

Building Spelling Skills

WEEK
30

Spelling List

This Week's Focus:

- Spell multisyllabic words

STEP

1

Read and Spell

STEP

2

Copy and Spell

STEP

3

Cover and Spell

fold

- multiply
- imagination
- favorite
- computer
- citizenship
- invisible
- undercover
- enjoyment
- discussion
- America
- unusual
- example
- melody
- temperature
- understanding
- experiment
- explanation
- oxygen
- _____ bonus word
- _____ bonus word

Word Meaning

Fill in the blanks with spelling words.

1. We had to adjust the _____ because everyone was cold.
2. My _____ thing is to use my creativity and _____ to write a story.
3. I get so much _____ from my new _____.
4. Every person in the United States of _____ should practice good _____.
5. My _____ of the game was better the second time.
6. The clever _____ agent tried to make himself _____ in the crowd.
7. She played an _____ on her guitar.
8. Finding the area of a square is an _____ of when to _____.

My Spelling Dictation

Write the sentences. Circle the spelling words.

1. _____

2. _____

Word Study

Write the spelling word that means the opposite of each word or phrase.

1. least-liked _____

3. divide _____

2. visible _____

4. typical _____

Divide these words into syllables.

1. multiply _____

2. favorite _____

3. enjoyment _____

4. temperature _____

5. oxygen _____

6. discussion _____

7. citizenship _____

8. America _____

9. unusual _____

10. understanding _____

11. explanation _____

12. imagination _____

Circle the 14 misspelled words below.
Write the words correctly on the lines.

My Friend the Computer Programmer

My friend, the computer programmer, has a great imagination.
For example, he has created programs that

- help students learn to multiply,
- explain how to practice good citizenship,
- give facts about the United States of America, and
- help students write songs for a cyber rock band.

My friend is now working on two programs, an unusual action game and a cyber science experiment. The action game will have an invisible undercover police officer as the hero. The experiment will help students with their understanding of oxygen and temperature. He hopes both programs will bring enjoyment to many students.

_____	_____
_____	_____
_____	_____
_____	_____
_____	_____
_____	_____
_____	_____

Note: Use this form to track students' spelling progress.

Spelling Record Sheet

Building Spelling Skills

Students' Names																	
1																	
2																	
3																	
4																	
5																	
6																	
7																	
8																	
9																	
10																	
11																	
12																	
13																	
14																	
15																	
16																	
17																	
18																	
19																	
20																	
21																	
22																	
23																	
24																	
25																	
26																	
27																	
28																	
29																	
30																	

Note: Reproduce this form twice for each student to track his or her progress.

My Spelling Record

Building Spelling Skills

Spelling List	Date	Number Correct	Words Missed

Spelling Test

Building Spelling Skills

Listen to the words.
Write each word on a line.

1. _____

2. _____

3. _____

4. _____

5. _____

6. _____

7. _____

8. _____

9. _____

10. _____
11. _____

12. _____

13. _____

14. _____

15. _____

16. _____

17. _____

18. _____

19. _____

20. _____

Listen to the sentences.
Write them on the lines.

1. _____

2. _____

Building Spelling Skills

Spelling List

Note: Reproduce this form to make your own spelling list.

STEP

1

Read and Spell

STEP

2

Copy and Spell

STEP

3

Cover and Spell

fold

1. _____	_____	_____
2. _____	_____	_____
3. _____	_____	_____
4. _____	_____	_____
5. _____	_____	_____
6. _____	_____	_____
7. _____	_____	_____
8. _____	_____	_____
9. _____	_____	_____
10. _____	_____	_____
11. _____	_____	_____
12. _____	_____	_____
13. _____	_____	_____
14. _____	_____	_____
15. _____	_____	_____
16. _____	_____	_____
17. _____	_____	_____
18. _____	_____	_____
19. _____	_____	_____
20. _____	_____	_____

Note: Reproduce this form to make your own crossword puzzles.

Crossword Puzzle.

Building Spelling Skills

[illegible]

Across

Down

Building Spelling Skills

Dear Parents,

Attached is your child's spelling list for this week. Encourage him or her to practice the words in one or more of these ways:

1. Read and spell each word. Cover it up and write it. Uncover the word and check to see if it is correct.
2. Find the words on the spelling list in printed materials such as books and magazines.
3. Read a word aloud and ask your child to spell it (either aloud or written on paper).

Thank you for your support of our spelling program.

Sincerely,

Building Spelling Skills

Dear Parents,

Attached is your child's spelling list for this week. Encourage him or her to practice the words in one or more of these ways:

1. Read and spell each word. Cover it up and write it. Uncover the word and check to see if it is correct.
2. Find the words on the spelling list in printed materials such as books and magazines.
3. Read a word aloud and ask your child to spell it (either aloud or written on paper).

Thank you for your support of our spelling program.

Sincerely,

Student Spelling Dictionaries

Building Spelling Skills


Self-made spelling dictionaries provide students with a reference for the spelling of words they frequently use in their writing.

Materials


- copy of “My Own Spelling Dictionary” form (page 147)
- 26 sheets of lined paper—6" x 9" (15 x 23 cm)
- 2 sheets of construction paper or tagboard for cover—6" x 9" (15 x 23 cm)
- crayons or markers
- glue
- stapler
- masking tape




Steps to Follow



- 1 Color and cut out the cover sheet form. Glue it to the front cover of the dictionary.




- 2 Staple the lined paper inside the cover. Place masking tape over the staples.



- 3 Guide students (or ask parent volunteers) to write a letter of the alphabet on each page.

What to Include

1. When students ask for the correct spelling of a special word, have them write it in their dictionary.
2. Include special words being learned as part of science or social studies units.
3. Include words for special holidays.
4. Include the common words students continue to misspell on tests and in daily written work.
5. Add color and number words if these are not on charts posted in the classroom.





— My Own —

Spelling Dictionary

Name _____



— My Own —

Spelling Dictionary

Name _____

**You are a
SUPER SPELLER!**



Name

Congratulations!!

Master Word List

able	beautiful	clasp	didn't	false	happier
across	because	cleaner	disagree	families	happiest
action	began	cleanest	disappear	family	happily
address	believe	climate	disappoint	fasten	haven't
afternoon	between	climber	discussion	faucet	heard
again	bicycle	close	dishonest	fault	heaven
aisle	bigger	cloth	display	favorite	heavier
all ready	biggest	clothes	ditch	fearful	heaviest
almost	birthday	clues	ditches	February	herd
alone	blizzard	coach	divide	few	hero
alphabet	blush	collar	division	fiction	heroes
already	bottom	collide	doctor	fifteen	herself
also	bought	color	does	fifty	himself
America	bowl	compass	dollar	figure	holiday
among	breakfast	computer	don't	flashlight	homeless
amount	bridge	concert	doubt	flavor	hoped
angel	brighter	conclusion	doughnut	flight	hopeful
angle	brother	control	downstairs	flour	hopeless
angrily	brought	copy	draft	foe	hoping
ankle	burglar	cough	dragonfly	follow	hour
annoy	busier	could've	drown	forest	however
another	busiest	couldn't	duty	fought	human
answer	buy	cousin	eager	fountain	hungry
anyone	calendar	crawl	earlier	freedom	I'm
appear	calf	crowded	earliest	freight	imagination
appeared	cardinal	cruel	early	friendly	inch
appearing	careful	crunch	earth	frighten	invisible
applaud	careless	crutch	easy	front	island
appoint	cattle	cubicle	eclipse	fuel	isle
April	caught	curly	edge	future	isn't
aren't	caution	cute	educate	gather	it's
athlete	ceiling	cycle	education	gentle	item
attach	celebrate	cypress	else	geography	January
attend	cereal	dairy	empty	ghost	journey
attention	chalkboard	damage	enjoy	gigantic	journeys
attract	change	dancer	enjoyment	giraffe	judge
August	changed	dangerous	enough	given	July
autumn	changing	darkness	everything	glance	June
avoid	cheerful	daughter	example	gnawed	junior
awesome	chief	daydream	experiment	goodness	keyboard
awful	choice	decide	explain	graceful	kindness
awhile	choose	delight	explanation	grade	knelt
bakery	chute	describe	explode	grandparents	knock
banana	cinder	desert	express	gravity	later
barber	circle	dessert	expression	grumpy	laundry
battle	citizenship	diary	fact	halt	lawyer

lazier	none	racing	singer	thought	we're
laziest	November	rapid	sketch	thousand	weather
lazy	nowhere	rattled	skyscraper	thread	Wednesday
leaf	o'clock	rattling	slimy	throat	weigh
leaves	obey	really	slippery	through	when
ledge	occurrence	rebuild	smoky	Thursday	where
libraries	ocean	recall	sneakers	tighten	whether
library	October	receive	snowflake	tireless	which
lightning	office	recent	soft	title	whisper
listen	officer	refrigerator	somewhere	toast	whistle
lived	often	regular	southwest	too	who
living	ought	review	space	tougher	who's
loose	our	rewrite	spelling	traffic	whole
lose	outfield	right	spring	traveled	whose
magic	oxygen	roof	squeeze	traveling	why
magician	oyster	roofs	stalk	triangle	wild
main	paragraph	rougher	stall	trophy	wolf
matter	pedal	roughest	straight	trouble	wolves
mean	penny	ruin	strait	truth	wonder
medal	people	sadness	strange	Tuesday	world
meddle	pharmacy	sailor	stranger	twice	worse
melody	photograph	sandwich	string	twilight	worth
menu	phrase	Saturday	strong	two	wound
mighty	physician	saucer	studied	umpire	wrapped
million	piano	scarecrow	studying	unable	wrapper
mind	picnic	scent	suddenly	unbeaten	wrapping
minute	picture	schoolroom	sugar	uncertain	wreath
misbehave	piece	scissors	summer	uncle	wrench
mission	pilot	sealing	supertime	uncomfortable	wrist
misspell	pitcher	search	surface	undercover	write
misunderstand	pollute	season	swiftly	understanding	wrong
misuse	pollution	second	switch	uniform	year
moisture	potato	secret	taught	unkind	you'll
month	potatoes	September	telephone	unknown	you're
mountain	prepare	service	temperature	unusual	
much	problem	shampoo	tenth	used	
multiply	program	shirt	that's	usual	
music	pronounce	shoes	their	vacant	
musician	pulley	shoot	then	vein	
naughty	puny	shower	there	village	
neighbor	purchase	shown	these	voice	
nephew	quicker	shrimp	they'd	volcano	
news	quickest	sight	they're	voyage	
nightly	quiet	sign	they've	walked	
nobody	quite	signal	thirsty	wallet	
noise	raced	since	thirty	watch	

Answer Key

Building Spelling Skills

Page 21 (Page 5)

- burglar, freedom
- eclipse
- snowflake
- hungry, between
- attract, twilight
- glance, slimy
- trouble, laundry

Page 22 (Page 6)

- burglar
- glance
- trouble
- gravity
- hungry
- twilight
- freedom
- bridge
- attract
- between
- snowflake
- switch

glance
snowflake
trouble
eclipse
freedom
between
secret
bridge

- | | | |
|---------|-------|--------------|
| 1. hun | cret | 1. hungry |
| 2. se | gry | 2. secret |
| 3. laun | ble | 3. laundry |
| 4. trou | light | 4. trouble |
| 5. twi | dry | 5. twilight |
| 6. be | dom | 6. between |
| 7. snow | flake | 7. snowflake |
| 8. free | tween | 8. freedom |

Page 23 (Page 7)

These words should be circled:

- | | |
|-------------|------------|
| 1. freedom | 5. trouble |
| 2. between | 6. applaud |
| 3. twilight | 7. bridge |
| 4. attract | 8. secret |

These words should be circled and written correctly:

- | | |
|--------------|-----------|
| 1. glance | glance |
| 2. hungry | hungry |
| 3. switch | switch |
| 4. laundry | laundry |
| 5. describe | describe |
| 6. slimy | slimy |
| 7. gravity | gravity |
| 8. snowflake | snowflake |
| 9. burglar | burglar |
| 10. eclipse | eclipse |

Page 25 (Page 9)

- where, spring
- athlete, awhile
- whistle, gather
- watch, these
- change, sandwich
- singer, whisper
- thirsty, nowhere
- worth, slippery

Page 26 (Page 10)

- | | | |
|------------|---------|----------|
| 1. these | gather | thread |
| 2. athlete | worth | thirsty |
| 3. attach | change | sandwich |
| 4. watch | | |
| 5. where | whisper | whistle |
| 6. awhile | nowhere | |

- nowhere
- thirsty
- watch
- where
- attach
- awhile
- worth
- gather
- change
- these
- thread
- whisper
- sandwich
- athlete
- whistle

Page 27 (Page 11)

These words should be underlined: slippery, worth, spring, nowhere, whistle

These words should be circled and written correctly:

- | | |
|-------------|----------|
| 1. Attach | Attach |
| 2. sandwich | sandwich |
| 3. athlete | athlete |
| 4. thirsty | thirsty |
| 5. watched | watched |
| 6. singer | singer |
| 7. whisper | whisper |
| 8. awhile | awhile |
| 9. Nowhere | Nowhere |
| 10. worth | worth |
| 11. whistle | whistle |
| 12. changes | changes |

Page 29 (Page 13)

- grade
- neighbor, April
- stranger
- explain
- ankle, able
- weigh
- display
- space

Page 30 (Page 14)

long a sound
explain able later space
stranger grade display main
neighbor weigh vein April
freight

short a sound
fact began clasp rapid ankle

- | | | |
|----------|-------|-------------|
| 1. neigh | play | 1. neighbor |
| 2. dis | bor | 2. display |
| 3. be | ger | 3. began |
| 4. ex | id | 4. explain |
| 5. stran | gan | 5. stranger |
| 6. rap | plain | 6. rapid |

Page 31 (Page 15)

These words should be circled and written correctly: display, space, began, facts, explained, weigh, rapid, stranger, main, freight, April's, grade, later, neighbor, neighbor

Page 33 (Page 17)

- squeeze, piece
- else, people
- fifteen, tenth
- spelling, believe
- empty, mean
- eager, sketch
- easy, sneakers
- When, receive

Page 34 (Page 18)

- | | | |
|-------------|-------------|--------------|
| 1. squeeze | 7. sketch | 13. receive |
| 2. else | 8. easy | 14. piece |
| 3. believe | 9. eager | 15. edge |
| 4. when | 10. empty | 16. spelling |
| 5. tenth | 11. mean | 17. people |
| 6. sneakers | 12. fifteen | 18. then |
| 1. when | 7. sketch | 13. eager |
| 2. mean | 8. spelling | 14. squeeze |
| 3. believe | 9. receive | 15. sneakers |
| 4. piece | 10. tenth | 16. easy |
| 5. empty | 11. else | 17. people |
| 6. edge | 12. fifteen | 18. then |

believe receive piece

1. squeeze
2. eager
3. piece
4. empty
5. receive
6. mean
7. believe
8. sketch
9. edge
10. easy

Page 35 (Page 19)

These words should be circled:

1. believe
2. piece
3. receive
4. else
5. easy
6. sketch
7. empty
8. mean
9. squeeze
10. spelling
11. people
12. eager

These words should be circled and written correctly:

1. tenth tenth
2. fifteen fifteen
3. people people
4. sneakers sneakers
5. Then Then
6. When When
7. else else
8. edge edge

Page 37 (Page 21)

Down

1. buy
2. title
3. which
5. string
6. picnic
9. wild

Across

3. why
4. inch
5. skyscraper
7. decide
8. since
9. write
10. right

Page 38 (Page 22)

fix

- since
which
inch
string
shrimp
picnic
bicycle

pie

- title
mind
wild
decide
why
skyscraper
buy
right
lightning
write
cypress
bicycle

1. ti
2. pic
3. de
4. light
5. cy
1. title
2. picnic
3. decide
4. lightning
5. cypress

Page 39 (Page 23)

1. since
2. write
3. string
4. title

These words should be circled and written correctly:
picnic, wild, Why, bicycle, lightning, inch, decide, which, shrimp, skyscraper, cypress

Page 41 (Page 25)

1. a. strong b. whole c. control d. copy
2. a. October b. bowl c. doughnut d. toast e. cloth f. throat g. coach
- e. problem
f. wrong
g. bottom
h. foe

Page 42 (Page 26)

fox	goat
strong	foe
wrong	doughnut
copy	toast
cloth	coach
problem	throat
bottom	smoky
	whole
	explode
	shown
	bowl

wrong whole shown bowl
explode doughnut foe throat

Page 43 (Page 27)

These words should be circled and written correctly:

1. doughnut doughnut
2. October October
3. wrong wrong
4. strong strong
5. Copy Copy
6. problem problem
7. shown shown
8. bowl bowl
9. coach coach
10. smoky smoky
11. foe foe

7. toast toast
8. throat throat
9. whole whole
10. bottom bottom
11. explode explode

Page 45 (Page 29)

1. c
2. n
3. a
4. b
5. h
6. i
7. d
8. e
9. k
10. o
11. l
12. m
13. f
14. g
15. j

Page 46 (Page 30)

cup	use
blush	uniform
crutch	usual
crunch	human
grumpy	cubicle
much	cute
uncle	fuel
umpire	used
none	
does	

1. grumpy
2. umpire
3. human
4. uncle
5. future
6. beautiful
7. uniform
8. usual
9. cubicle

Page 47 (Page 31)

These words should be circled and written correctly:

uncle, uniform, cute, fuel, none, umpire, grumpy, beautiful, crunch, blush, crutch, much

Page 49 (Page 33)

Down

1. office
3. address
4. follow
6. matter
8. million
10. penny

Across

2. village
5. occurrence
7. summer
9. dollars
11. wallet
12. wrapper

Page 50

- | | |
|--------------|----------------|
| 1. address | 13. matter |
| 2. blizzard | 14. summer |
| 3. wallet | 15. cattle |
| 4. collide | 16. dollar |
| 5. office | 17. supertime |
| 6. wrapper | 18. occurrence |
| 7. penny | |
| 8. million | |
| 9. village | |
| 10. battle | |
| 11. follow | |
| 12. scissors | |

- | | | |
|----------|------|--------------|
| 1. fol | lide | 1. follow |
| 2. bat | low | 2. battle |
| 3. mat | ter | 3. matter |
| 4. col | tle | 4. collide |
| 5. of | tle | 5. office |
| 6. cat | fice | 6. cattle |
| 7. vil | ny | 7. village |
| 8. wal | lar | 8. wallet |
| 9. pen | lage | 9. penny |
| 10. scis | let | 10. scissors |
| 11. dol | sors | 11. dollar |
| 12. mil | lion | 12. million |

Page 51

These words should be circled:
dollar village collide cattle
supertime million summer

These words should be circled
and written correctly:

- | | |
|--------------------|----------|
| 1. <u>office</u> | office |
| 2. <u>villag</u> | village |
| 3. <u>addres</u> | address |
| 4. <u>sumer</u> | Summer |
| 5. <u>folow</u> | follow |
| 6. <u>scissors</u> | scissors |
| 7. <u>dollers</u> | dollars |
| 8. <u>pennie</u> | penny |
| 9. <u>bizzard</u> | blizzard |
| 10. <u>millon</u> | million |
| 11. <u>cattle</u> | cattle |
| 12. <u>batle</u> | battle |

Page 53

- | | |
|-----------------|--------------|
| 1. a. January | e. July |
| 2. b. August | f. November |
| 3. c. February | |
| 4. d. September | |
| 5. a. Tuesday | c. Wednesday |
| 6. b. Thursday | d. Saturday |

3. a year
4. a month

1. seasons 2. calendar

Page 54

1. c
2. a
3. b
4. g
5. f
6. e
7. d

1. f
2. c
3. i
4. g
5. h
6. j
7. l
8. k
9. d
10. a
11. e
12. b

Page 55

These words should be circled:
September, holiday, year, month,
Tuesday, July, February, second,
Wednesday

These words should be circled
and written correctly:

- | | |
|---------------------|-----------|
| 1. <u>hoheday</u> | holiday |
| 2. <u>Wednsday</u> | Wednesday |
| 3. <u>mounth</u> | month |
| 4. <u>Janary</u> | January |
| 5. <u>minetes</u> | minutes |
| 6. <u>seconts</u> | seconds |
| 7. <u>Tusday</u> | Tuesday |
| 8. <u>Thersday</u> | Thursday |
| 9. <u>Juli</u> | July |
| 10. <u>Satarday</u> | Saturday |

Page 57

1. purchase, banana
2. compass, ocean
3. pedal, across
4. mountain
5. alone
6. often
7. given, color
8. brother, cousin

9. appear, front
10. again

Page 58

across alone among again
about appear brother banana
compass heaven mountain ocean
cousin given often

- | | |
|--------------|---------------|
| 1. a cross | 10. giv en |
| 2. a lone | 11. heav en |
| 3. a mong | 12. o cean |
| 4. a gain | 13. cous in |
| 5. ap pear | 14. pur chase |
| 6. moun tain | 15. of ten |
| 7. broth er | 16. col or |
| 8. com pass | 17. ped al |
| 9. ba na na | |

Page 59

These words should be circled:

- | | |
|-----------|-----------|
| 1. heaven | 5. appear |
| 2. ocean | 6. again |
| 3. color | 7. banana |
| 4. pedal | 8. front |

These words should be circled and
written correctly:

- | | | | |
|---------------------------------|----------------|--------------|-----------------|
| 1. <u>cousan</u> | <u>brothur</u> | <u>acros</u> | <u>mowntens</u> |
| cousin brother across mountains | | | |
| 2. <u>pruchased</u> | <u>compas</u> | <u>among</u> | |
| purchased compass among | | | |
| 3. <u>alon</u> | | | |
| alone | | | |
| 4. <u>often</u> | <u>givan</u> | | |
| often given | | | |

Page 61

1. I'm
2. don't, o'clock
3. who's
4. aren't
5. isn't
6. Didn't
7. It's
8. We're
9. You're

Page 62

1. aren't o
2. don't o
3. you'll wi
4. they've ha
5. could've ha

6. they'd woul
7. who's i
8. it's i
9. I'm a
10. isn't o
11. we're a
12. o'clock f the
13. haven't o
14. couldn't o
15. you're a
16. they're a
17. that's i
18. didn't o

Page 63

- | | |
|-------------|--------------|
| 1. I'm | 10. isn't |
| 2. it's | 11. we're |
| 3. who's | 12. o'clock |
| 4. they'd | 13. haven't |
| 5. could've | 14. couldn't |
| 6. they've | 15. you're |
| 7. you'll | 16. that's |
| 8. don't | 17. they're |
| 9. aren't | 18. didn't |

These words should be circled and written correctly:

- | | |
|--------------------|---------|
| 1. <u>doen't</u> | don't |
| 2. <u>thay're</u> | They're |
| 3. <u>ol'clock</u> | o'clock |
| 4. <u>Who'se</u> | Who's |
| 5. <u>doen't</u> | don't |
| 6. <u>You'r</u> | You're |
| 7. <u>Were</u> | We're |
| 8. <u>Thats</u> | That's |
| 9. <u>Im</u> | I'm |
| 10. <u>You'l</u> | You'll |
| 11. <u>Its</u> | It's |

Page 65

- | Down | Across |
|--------------|----------------|
| 1. outfield | 4. himself |
| 2. breakfast | 8. grandparent |
| 3. birthday | 9. nobody |
| 5. dragonfly | 10. anyone |
| 6. daydream | 11. scarecrow |
| 7. keyboard | |

Page 66

1. chalkboard
2. somewhere
3. afternoon
4. however
5. herself
6. grandparents

- | | |
|----------------|-------------------|
| 1. any/one | 10. day/dream |
| 2. how/ever | 11. down/stairs |
| 3. every/thing | 12. grand/parents |
| 4. him/self | 13. break/fast |
| 5. birth/day | 14. out/field |
| 6. her/self | 15. scare/crow |
| 7. some/where | 16. no/body |
| 8. after/noon | 17. dragon/fly |
| 9. chalk/board | 18. key/board |

Page 67

These words should be circled and written correctly:

- | | |
|-------------------------|--------------|
| 1. <u>any one</u> | anyone |
| 2. <u>birth day</u> | birthday |
| 3. <u>her self</u> | herself |
| 4. <u>hemself</u> | himself |
| 5. <u>every thing</u> | everything |
| 6. <u>dragon fly</u> | dragonfly |
| 7. <u>Somewhere</u> | Somewhere |
| 8. <u>key borad</u> | keyboard |
| 9. <u>outfeild</u> | outfield |
| 10. <u>chalk board</u> | chalkboard |
| 11. <u>No body</u> | Nobody |
| 12. <u>scarcrow</u> | scarecrow |
| 13. <u>grandparants</u> | grandparents |
| 14. <u>break fast</u> | breakfast |
| 15. <u>day dreaming</u> | daydreaming |
| 16. <u>down stairs</u> | downstairs |

These words should be circled:

1. outfield
2. afternoon
3. everything
4. breakfast
5. nobody

Page 69

Three of the following should be written:

- | | | |
|-----------|----------|-----------|
| 1. living | rattling | studying |
| traveling | changing | appearing |
| racing | hoping | wrapping |

Three of the following should be written:

- | | | |
|--------------|-----------|----------|
| 2. lived | rattled | studied |
| traveled | changed | appeared |
| raced | hoped | wrapped |
| 3. a. travel | e. live | |
| b. study | f. hope | |
| c. race | g. rattle | |
| d. change | h. appear | |

Page 70

1. living - drop e
2. wrapping - double final consonant
3. rattling - drop e
4. hoping - drop e
5. studying - no change
6. racing - drop e
7. traveling - no change
8. changing - drop e
9. appearing - no change
1. lived - drop e
2. wrapped - double final consonant
3. rattled - drop e
4. hoped - drop e
5. studied - change y to i
6. raced - drop e
7. traveled - no change
8. changed - drop e
9. appeared - no change

Page 71

1. rattling
2. racing
3. traveled
4. changing
5. appearing

These words should be circled and written correctly:

- | | | |
|-----------|----------|---------|
| traveling | raced | studied |
| changed | wrapping | lived |
| appeared | hoped | |

Page 73

- | Down | Across |
|------------|-------------|
| 1. lazier | 4. biggest |
| 2. busiest | 6. roughest |
| 3. bigger | 7. cleanest |
| 5. rougher | 9. earliest |
| 7. cleaner | 10. heavier |
| 8. earlier | |

Page 74

1. cleaner - no change
2. bigger - double final consonant
3. earlier - change y to i
4. quicker - no change
5. busier - change y to i
6. rougher - no change
7. heavier - change y to i
8. happier - change y to i
9. lazier - change y to i

1. cleanest - no change
2. biggest - double final consonant
3. earliest - change **y** to **i**
4. quickest - no change
5. busiest - change **y** to **i**
6. roughest - no change
7. heaviest - change **y** to **i**
8. happiest - change **y** to **i**
9. laziest - change **y** to **i**

Page 75 (Page 59)

These words should be circled:

heaviest quick
lazy quicker
busy cleanest
roughest happiest

These words should be circled and written correctly:

1. biggest bigger
2. earliest earliest
3. lazier laziest
4. happier happier
5. heaviest heavier
6. busiest busiest
7. quickest quickest
8. cleanest cleanest
9. rougher rougher
10. happiest happiest
11. busier busier

Page 77 (Page 61)

1. shirt, collar
2. worse, world
3. sailor, doctor
4. barber, curly
5. earth, shower
6. service, wonder, bakery
7. early, another
8. thirty, surface

Page 78 (Page 62)

1. doctor
2. barber
3. shower
4. wonder
5. sailor
6. another
7. collar
8. service
9. worse
10. bakery
11. world
12. thirty
13. curly
14. shirt
1. ear ly
2. thir ty
3. doc tor
4. ser vice
5. won der
6. bar ber
7. sur face
8. cur ly
9. sail or
10. show er
11. col lar

Page 79 (Page 63)

These words should be circled and written correctly:
thirty Earth world shower
surface service doctor
worse early search sailor curly

Page 81 (Page 65)

- | | |
|-------------|---------------|
| Down | Across |
| 1. journeys | 4. wolves |
| 2. leaf | 5. journey |
| 3. hero | 10. families |
| 6. leaves | 11. wolf |
| 7. ditches | 13. heroes |
| 8. ditch | 14. potatoes |
| 9. roofs | 15. roof |
| 12. potato | |

Page 82 (Page 66)

1. leaves - change **f** to **v**, add **es**
2. heroes - add **es**
3. potatoes - add **es**
4. families - change **y** to **i**, add **es**
5. ditches - add **es**
6. wolves - change **f** to **v**, add **es**
7. libraries - change **y** to **i**, add **es**
8. journeys - add **s**

1. he roes
2. ditch es
3. jour neys
4. po ta toes
5. fam i lies
6. li brar ies

Page 83 (Page 67)

These words should be circled:
libraries potatoes ditches
wolves

These words should be circled and written correctly:

1. family family
2. ditches ditches
3. hero hero
4. potatoes potatoes
5. leaves leaves
6. roofs roofs
7. wolves wolves
8. journey journey
9. families families
10. library library
11. roof roof
12. wolf wolf
13. leaf leaf
14. heroes heroes
15. libraries libraries

Page 85 (Page 69)

1. a. also
b. crawl
c. false
d. soft
2. a. soft
b. halt
c. false
d. bought
3. a. officer e. cough
b. faucet f. because
c. saucer g. also
d. lawyer h. crawl

Page 86 (Page 70)

fall	caught	law
also	faucet	lawyer
almost	saucer	awesome
false	caution	crawl
stalk	because	awful
halt		
stall		

loft	trough
officer	bought
soft	cough

- | | | |
|--------|-------|------------|
| 1. be | some | 1. because |
| 2. awe | cause | 2. awesome |
| 3. al | cet | 3. also |
| 4. law | so | 4. lawyer |
| 5. fau | yer | 5. faucet |
| 6. sau | tion | 6. saucer |
| 7. cau | most | 7. caution |
| 8. al | cer | 8. almost |

Page 87 (Page 71)

These words should be circled:
almost, cough, lawyer, faucet,
stalk, bought, stall, awful,
awesome, saucer

These words should be circled and written correctly:

1. almost almost
2. saucer saucer
3. lawyer lawyer
4. caution caution
5. awesome awesome
6. crawl crawl
7. bought bought
8. soft soft
9. awful awful
10. cough cough

6. faucet faucet
becauze because
 7. offisor officer
Halt Halt
 8. allso also
fallse false

Page 89

dancer strange dangerous
 circle cardinal gentle damage

cereal sugar signal regular
 concert

Page 90

soft c	hard c
cinder	circle
circle	cardinal
concert	concert
cereal	cycle
cycle	
dancer	
celebrate	
twice	

soft g	hard g
dangerous	signal
strange	regular
ledge	sugar
damage	geography
geography	
gentle	

1. cycle 5. signal
 2. circle 6. gentle
 3. celebrate 7. strange
 4. geography 8. dangerous

1. damage 3. strange
 2. dangerous 4. gentle

Page 91

These words should be circled:
 strange cinder ledge sugar
 cycle cardinal regular
 dangerous

These words should be circled
 and written correctly:

1. dansir dancer
twise twice
 2. cardinel cardinal
cerial cereal
 3. dangerus dangerous
lege ledge

4. geograpy geography
strang strange
 5. reguler regular
sinder cinder
 6. damege damage
signel signal

Page 93

Down

1. clues
 2. few
 5. ruin
 7. whose
 8. June
 9. choose
 11. wound

Across

3. duty
 4. cruel
 6. news
 9. conclusion
 10. shoes
 11. who
 12. schoolroom

Page 94

1. few 10. ruin
 2. schoolroom 11. through
 3. June 12. news
 4. cruel 13. whose
 5. shoes 14. conclusion
 6. truth 15. shampoo
 7. duty 16. wound
 8. who 17. clues
 9. choose 18. junior

1. 1 10. 1
 2. 1 11. 2
 3. 1 12. 1
 4. 2 13. 3
 5. 1 14. 1
 6. 2 15. 2
 7. 1 16. 2
 8. 1 17. 1
 9. 1 18. 2

Page 95

These words should be circled
 and written correctly:
 schoolroom duty News through
 few clues conclusion truth
 wounded Who cruel junior June
 whose

Page 97

crowded voice noise
 appoint amount
 voyage thousand
 southwest(ern) pronounce
 oyster flour choice enjoy

Page 98

1. voice 6. avoid
 2. oyster 7. appoint
 3. voyage 8. enjoy
 4. annoy 9. moisture
 5. choice 10. noise
 1. drown 5. southwest
 2. amount 6. thousand
 3. fountain 7. flour
 4. crowded 8. pronounce
 1. oys nounce 1. oyster
 2. an ter 2. annoy
 3. pro tain 3. pronounce
 4. foun noy 4. fountain
 5. a mount 5. amount
 6. thou ture 6. thousand
 7. south sand 7. southwest
 8. mois west 8. moisture
 9. en age 9. enjoy
 10. voy joy 10. voyage

Page 99

These words should be circled:

1. amount 5. voice
 2. thousand 6. appoint
 3. enjoy 7. pronounce
 4. voyage 8. southwest

These words should be circled
 and written correctly:

1. anoy annoy
noice noise
 2. avoed avoid
droun drown
 3. choece choice
oister oyster
 4. flowr flour
 5. crowded crowded
 6. moistur moisture

Page 101

Across

1. phrase
 2. enough
 4. chief
 7. paragraph
 10. pharmacy
 11. telephone

Down

1. photograph
 3. nephew
 5. fifty
 6. trophy
 8. alphabet
 9. draft

Page 102

- | | |
|--------------|------------------|
| 1. enough | 10. photograph |
| 2. tougher | 11. giraffe |
| 3. fifty | 12. forest |
| 4. pharmacy | 13. figure |
| 5. alphabet | 14. refrigerator |
| 6. nephew | 15. draft |
| 7. trophy | 16. phrase |
| 8. paragraph | 17. traffic |
| 9. telephone | 18. chief |
-
- | | |
|--------------|------------------|
| 1. figure | 10. phrase |
| 2. giraffe | 11. refrigerator |
| 3. fifty | 12. pharmacy |
| 4. traffic | 13. enough |
| 5. draft | 14. forest |
| 6. alphabet | 15. photograph |
| 7. paragraph | 16. telephone |
| 8. trophy | 17. nephew |
| 9. chief | 18. tougher |

Page 103

These words should be circled and written correctly:

Pharmacy nephew fifty
tougher enough forest giraffes
nephew trophy photograph
paragraph chief

Page 105

daughter thought brought
nightly frighten flight flashlight
caught sight brighter brighter
delight naughty daughter

Page 106

- | | |
|------------|----------------------|
| 1. flight | 4. caught |
| 2. delight | 5. bright or brought |
| 3. thought | 6. brought or bright |
-
- | | |
|------------|-------------|
| 1. brought | 5. caught |
| 2. fault | 6. daughter |
| 3. thought | 7. taught |
| 4. fought | 8. naughty |
-
- | | |
|---------------|------------|
| 1. frighten | 5. mighty |
| 2. flight | 6. delight |
| 3. brighter | 7. tighten |
| 4. flashlight | 8. nightly |

letters are g h

Page 107

These words should be circled:
caught delight taught
ought sight

These words should be circled and written correctly:

- | | |
|---------------|------------|
| 1. ought | ought |
| 2. tighten | tighten |
| 3. fault | fault |
| 4. fought | fought |
| 5. caught | caught |
| 6. flight | flight |
| 7. daughter | daughter |
| 8. taught | taught |
| 9. flashlight | flashlight |
| 10. nightly | nightly |
| 11. sight | sight |
| 12. frighten | frighten |
| 13. thought | thought |
| 14. naughty | naughty |
| 15. brought | brought |
| 16. delight | delight |
| 17. brighter | brighter |

Page 109**Down**

1. knelt
2. fasten
3. answer
4. wreath
5. calf
6. island
10. climber
11. key
12. chin
14. judge

Across

4. wrench
7. scent
8. listen
9. eat
11. knock
13. walked
15. sign
16. doubt
17. wrist

Non-spelling words: eat, key, chin

Page 110

- | | |
|------------|------------|
| 1. calf | 10. wrench |
| 2. walked | 11. judge |
| 3. ghost | 12. fasten |
| 4. gnawed | 13. wrist |
| 5. climber | 14. doubt |
| 6. wreath | 15. knock |
| 7. listen | 16. answer |
| 8. island | 17. knelt |
| 9. scent | 18. sign |
-
- | | |
|-----------|-------------|
| 1. knelt | 9. walked |
| 2. knock | 10. climber |
| 3. wrist | 11. listen |
| 4. wrench | 12. fasten |
| 5. wreath | 13. answer |
| 6. gnawed | 14. doubt |
| 7. sign | 15. judge |
| 8. calf | 16. scent |
-
- | | |
|-----------|-----------|
| 1. walked | 4. gnawed |
| 2. fasten | 5. listen |
| 3. ghost | 6. answer |

Page 111

- | | |
|-----------|-------------|
| 1. wrench | 6. answer |
| 2. wreath | 7. doubt |
| 3. walked | 8. wrist |
| 4. gnawed | 9. judge |
| 5. knock | 10. climber |
-
- | | |
|------------|---------|
| 1. listen | Listen |
| 2. knock | knock |
| 3. calf | calf |
| 4. knelt | knelt |
| 5. doubt | doubt |
| 6. sign | sign |
| 7. judge | judge |
| 8. answer | answer |
| 9. climber | climber |
| 10. fasten | fasten |
| 11. island | island |
| 12. scent | scent |
| 13. wrist | wrist |
| 14. walked | walked |
| 15. wrench | wrench |
| 16. wreath | wreath |

Page 113

- | | |
|--------------|----------------|
| 1. physician | 6. pollution |
| 2. magician | 7. division |
| 3. musician | 8. fiction |
| 4. attention | 9. action |
| 5. education | 10. expression |
-
- | | |
|------------|------------|
| 1. pollute | 3. fiction |
| 2. divide | 4. action |

Page 114

- | | |
|---------------|--------------|
| 1. expression | 4. division |
| 2. action | 5. education |
| 3. attention | 6. pollution |

two-syllable words	three-syllable words
action	division
fiction	attention
mission	pollution
divide	expression
attend	educate
pollute	musician
express	magician
music	physician
magic	

four-syllable words
education

Page 115 (Page 99)

These words should be circled and written correctly:
 musician magician physician
 musician music expression
 physician musician attention
 magician express physician
 pollution magician divide
 physician mission musician
 magician physician

Page 117 (Page 101)

1. pilot, volcano
2. climate, lazy
3. piano, program
4. flavor, menu
5. gigantic, pulley
6. prepare
7. recent, really
8. puny, obey
9. vacant, triangle

Page 118 (Page 102)

- | | |
|--------------------|---------------------|
| 1. <u>Cozy</u> | 9. <u>Climate</u> |
| 2. volcano | 10. <u>gigantic</u> |
| 3. <u>flavor</u> | 11. pulley |
| 4. <u>piano</u> | 12. <u>program</u> |
| 5. <u>recent</u> | 13. <u>obey</u> |
| 6. menu | 14. <u>puny</u> |
| 7. <u>pilot</u> | 15. <u>prepare</u> |
| 8. <u>triangle</u> | 16. <u>vacant</u> |

lazy item really gigantic
 flavor obey piano triangle

lazy climate recent
 obey menu item

Page 119 (Page 103)

These words should be circled:
 climate recent pilot puny
 obey program volcano

These words should be circled and written correctly:

- | | |
|--------------------|----------|
| 1. <u>lasy</u> | lazy |
| 2. <u>vakint</u> | vacant |
| 3. <u>flam</u> | item |
| 4. <u>valcano</u> | volcano |
| 5. <u>flaver</u> | flavor |
| 6. <u>Gigantic</u> | Gigantic |
| 7. <u>pielot</u> | pilot |
| 8. <u>realie</u> | really |
| 9. <u>resent</u> | recent |
| 10. <u>pieno</u> | piano |

- | | |
|---------------------|----------|
| 6. <u>oby</u> | obey |
| 7. <u>puley</u> | pulley |
| 8. <u>punee</u> | puny |
| 9. <u>menue</u> | menu |
| 10. <u>climat</u> | climate |
| 11. <u>Triangel</u> | Triangle |
| 12. <u>prapar</u> | prepare |
| 13. <u>programe</u> | program |

Page 121 (Page 105)

- | Down | Across |
|------------|-------------|
| 1. too | 2. shoot |
| 3. their | 5. straight |
| 4. chute | 6. strait |
| 5. sealing | 8. herd |
| 7. medal | 9. ceiling |
| 8. heard | 10. hour |
| 9. close | 12. there |
| 11. our | |
| 12. two | |

Page 122 (Page 106)

- | | |
|---------------------|------------|
| 1. herd | 6. shoot |
| 2. close | 7. ceiling |
| 3. our | 8. too |
| 4. meddle | 9. there |
| 5. straight | |
| 1. there, their | |
| 2. hour, our | |
| 3. shoot, chute | |
| 4. two, too | |
| 5. strait, straight | |
| 6. meddle, medal | |
| 7. ceiling, sealing | |
| 8. our, hour | |
| 9. close, clothes | |

Page 123 (Page 107)

These words should be circled and written correctly:
 our There hour shoot two
 straight heard ceiling too close
 herd sealing their medal

Page 125 (Page 109)

1. quiet, quite
2. angel, angle
3. already, all ready
4. dessert, desert
5. whether, weather
6. pitcher, picture
7. loose, lose
8. aisle, isle
9. diary, dairy

Page 126 (Page 110)

- | | | |
|------------|------------|------------|
| 1. quiet | 6. picture | |
| 2. angle | 7. loose | |
| 3. already | 8. aisle | |
| 4. desert | 9. diary | |
| 5. weather | | |
| 1. al | gel | 1. already |
| 2. pit | cher | 2. pitcher |
| 3. des | er | 3. desert |
| 4. an | ready | 4. angel |
| 5. wheth | ert | 5. whether |
| 6. weath | er | 6. weather |
| 7. qui | sert | 7. quiet |
| 8. an | et | 8. angle |
| 9. des | gle | 9. dessert |

Page 127 (Page 111)

These words should be circled:
 dairy angle quite picture
 already whether lose dessert
 loose isle

These words should be circled and written correctly:

- | | |
|---------------------|-----------|
| 1. <u>aiile</u> | aisle |
| 2. <u>wheather</u> | weather |
| 3. <u>weather</u> | whether |
| 4. <u>pitchor</u> | pitcher |
| 5. <u>pictur</u> | picture |
| 6. <u>daire</u> | dairy |
| 7. <u>all readt</u> | all ready |
| 8. <u>quit</u> | quiet |
| 9. <u>diarry</u> | diary |
| 10. <u>angal</u> | angle |
| 11. <u>alredy</u> | already |
| 12. <u>dessert</u> | desert |
| 13. <u>desert</u> | dessert |
| 14. <u>loose</u> | lose |
| 15. <u>lose</u> | loose |
| 16. <u>angil</u> | angel |
| 17. <u>quit</u> | quite |

Page 129 (Page 113)

1. fearful, graceful or friendly
2. hopeless, homeless
3. careful
4. friendly or cheerful
5. goodness, kindness OR kindness, goodness
6. suddenly
7. hopeful
8. swiftly

Page 130

1. hopeless or hopeful
2. hopeful or hopeless
3. sadness
4. friendly
5. tireless
6. fearful
7. cheerful
8. homeless
9. graceful
10. happily
11. careless or careful
12. angrily
13. swiftly
14. suddenly
15. darkness
16. goodness
17. careful or careless
18. kindness

1. hope less
2. hope ful
3. dark ness
4. an gri ly
5. hap pi ly
6. friend ly
7. kind ness

Page 131

These words should be circled and written correctly:

Suddenly darkness careless
fearful hopeful tireless hopeless
Sadness graceful friendly
cheerful swiftly

Page 133**Across**

1. rebuild
4. unknown
5. uncomfortable
9. review
10. unkind
11. recall

Down

2. unable
3. disagree
4. uncertain
6. misspell
7. rewrite
8. misuse

Page 134

1. unable
2. recall
3. misuse
4. disagree
5. misspell
6. rewrite
7. unbeaten
8. uncertain
9. disappear
10. uncomfortable

Page 135

These words should be circled:

disappear, dishonest,
uncomfortable, disagree, review,
unable, unknown, recall, unkind,
misunderstand

These words should be circled and written correctly:

1. ~~disapoint~~ disappoint
- ~~disapear~~ disappear
2. ~~missunderstand~~ misunderstand
- ~~misspelled~~ misspelled
3. ~~disagre~~ disagree
- ~~dishonist~~ dishonest
4. ~~recal~~ recall
- ~~missbehave~~ misbehave
5. ~~review~~ review
- ~~rerite~~ rewrite
6. ~~uncomfortible~~ uncomfortable
- ~~unkin~~ unkind

Page 137

1. temperature
2. favorite, imagination
3. enjoyment, computer
4. America, citizenship
5. understanding
6. undercover, invisible
7. unusual, melody
8. example, multiply

Page 138

1. favorite
2. invisible
3. multiply
4. unusual
1. mul ti ply
2. fa vor ite
3. en joy ment
4. tem per a ture
5. ox y gen
6. dis cus sion
7. cit i zen ship
8. A mer i ca
9. un us u al
10. un der stand ing
11. ex pla na tion
12. i mag i na tion

Page 139

These words should be circled and written correctly:
computer imagination example
multiply citizenship America
unusual invisible undercover
experiment understanding
oxygen temperature enjoyment

This page intentionally left blank



Evan-Moor products are available
at fine teacher supply stores and
at www.evan-moor.com.

About Evan-Moor Educational Publishers


Our mission is *helping children learn*.

Founded by teachers, we understand the challenges and joys of teaching. We strive to assist teachers and parents by providing resources that motivate children to learn.


We haven't done this alone. We appreciate our partnerships with teachers and parents in over 90 countries that nurture the education of millions of children!

Daily Practice Books


Frequent, focused practice to supplement your core curriculum.




Daily Higher-Order Thinking
Grades 1–6




Daily Fundamentals
Grades 1–6




Daily 6-Trait Writing
Grades 1–8




Daily Language Review
Grades 1–8




Daily Reading Comprehension
Grades 1–8



Daily Word Problems
Grades 1–6




Daily Phonics
Grades 1–3, Intermediate




Daily Paragraph Editing
Grades 2–8




Daily Science
Grades 1–6




Daily Geography Practice
Grades 1–6



Daily Academic Vocabulary
Grades 2–6



Daily Math Practice
Grades 1–6



Daily Handwriting Practice
All Grades



Building Spelling Skills
Grades 1–6



0 23472 02708 5



9 781557 998422